

03S05
ANTELOPE
SPRINGS RD

30

29

04S102

04S102

04S102





31


0398

32

395

203

-  Access Route
-  Delivery Route to Staging
-  "Grading"
-  Sections



0 250 500 750 1,000 1,250 1,500 1,750 2,000 Feet