
















Watauga Seasonal and Special Vehicle Designations

Actual dates allowed vary +/- 3 days annually

Group by
Designation
and Date
(creates a
new Sheet)

Route Number	Legend	Special Vehicle Designation	Dates Allowed	Beginning Mile Post	Ending Mile Post
56	 Roads open to highway legal vehicles only, with Seasonal Designation	Seasonal Designation	03/18-12/20	1.200	4.190
202	 Roads open to highway legal vehicles only, with Seasonal Designation	Seasonal Designation	03/18-12/20	0.000	4.000
292	 Roads open to highway legal vehicles only, with Seasonal Designation	Seasonal Designation	04/05-10/11	0.000	0.500
293	 Special Vehicle Designation, with Seasonal Designation	High Clearance Vehicles	03/18-12/20	1.340	7.200
296	 Roads open to highway legal vehicles only, with Seasonal Designation	Seasonal Designation	05/03-09/13	0.000	0.300
329	 Roads open to highway legal vehicles only, with Seasonal Designation	Seasonal Designation	04/26-10/11	0.000	0.790
337	 Roads open to highway legal vehicles only, with Seasonal Designation	Seasonal Designation	04/26-10/11	0.340	1.360
362	 Roads open to highway legal vehicles only, with Seasonal Designation	Seasonal Designation	03/15-10/11	0.000	0.060
4002	 Special Vehicle Designation, with Seasonal Designation	High Clearance Vehicles	03/18-12/20	0.000	1.800
4002	 Special Vehicle Designation, with Seasonal Designation	High Clearance Vehicles	03/18-12/20	3.670	5.370
4052	 Special Vehicle Designation, with Seasonal Designation	High Clearance Vehicles	09/06-12/20	0.000	4.640
4331	 Roads open to highway legal vehicles only, with Seasonal Designation	Seasonal Designation	09/06-12/20	0.000	3.030
5314	 Roads open to highway legal vehicles only, with Seasonal Designation	Seasonal Designation	03/18-12/20	0.000	4.080
6034	 Roads open to highway legal vehicles only, with Seasonal Designation	Seasonal Designation	09/06-12/20	0.000	1.200
6049	 Roads open to highway legal vehicles only, with Seasonal Designation	Seasonal Designation	03/15-05/17,09/06-12/20	0.190	1.900

53102	Special Vehicle Designation, with Seasonal Designation	High Clearance Vehicles	09/06-12/20	0.000	2.320
53301	Special Vehicle Designation, with Seasonal Designation	High Clearance Vehicles	09/06-12/20	0.400	3.270
53351	Roads open to highway legal vehicles only, with Seasonal Designation	Seasonal Designation	03/15-05/17,09/06-12/20	0.000	2.850
602101	Roads open to highway legal vehicles only, with Seasonal Designation	Seasonal Designation	03/18-12/20	0.000	0.600
292A	Roads open to highway legal vehicles only, with Seasonal Designation	Seasonal Designation	04/05-10/11	0.000	0.050
292B	Roads open to highway legal vehicles only, with Seasonal Designation	Seasonal Designation	04/05-10/11	0.000	0.100
293A	Roads open to highway legal vehicles only, with Seasonal Designation	Seasonal Designation	03/15-05/17,09/06-12/20	0.000	0.110
295B	Roads open to highway legal vehicles only, with Seasonal Designation	Seasonal Designation	04/26-10/11	0.000	0.200
329A	Roads open to highway legal vehicles only, with Seasonal Designation	Seasonal Designation	04/26-10/11	0.000	0.150
329B	Roads open to highway legal vehicles only, with Seasonal Designation	Seasonal Designation	04/26-10/11	0.000	0.090
329C	Roads open to highway legal vehicles only, with Seasonal Designation	Seasonal Designation	04/26-10/11	0.000	0.210
337A	Roads open to highway legal vehicles only, with Seasonal Designation	Seasonal Designation	04/26-10/11	0.000	0.120
337B	Roads open to highway legal vehicles only, with Seasonal Designation	Seasonal Designation	04/26-10/11	0.000	0.130
337C	Roads open to highway legal vehicles only, with Seasonal Designation	Seasonal Designation	04/26-10/11	0.000	0.210
362A	Roads open to highway legal vehicles only, with Seasonal Designation	Seasonal Designation	03/15-10/11	0.000	0.050
50B	Roads open to highway legal vehicles only, with Seasonal Designation	Seasonal Designation	04/26-10/11	0.000	0.200

50BA		Roads open to highway legal vehicles only, with Seasonal Designation	Seasonal Designation	04/26-10/11	0.000	0.150
50F		Roads open to highway legal vehicles only, with Seasonal Designation	Seasonal Designation	03/15-12/20	0.000	2.250
87A		Roads open to highway legal vehicles only, with Seasonal Designation	Seasonal Designation	09/06-12/20	0.000	1.200
87B		Roads open to highway legal vehicles only, with Seasonal Designation	Seasonal Designation	09/06-12/20	0.000	1.200
87G		Roads open to highway legal vehicles only, with Seasonal Designation	Seasonal Designation	04/05-11/15	0.000	2.400
87GA		Roads open to highway legal vehicles only, with Seasonal Designation	Seasonal Designation	04/05-11/15	0.000	0.110
87GB		Roads open to highway legal vehicles only, with Seasonal Designation	Seasonal Designation	04/05-11/15	0.000	0.220
87GC		Roads open to highway legal vehicles only, with Seasonal Designation	Seasonal Designation	04/05-11/15	0.000	0.180
87GD		Roads open to highway legal vehicles only, with Seasonal Designation	Seasonal Designation	04/26-10/11	0.000	0.230
87GE		Roads open to highway legal vehicles only, with Seasonal Designation	Seasonal Designation	04/26-10/11	0.000	0.220
87GF		Roads open to highway legal vehicles only, with Seasonal Designation	Seasonal Designation	04/05-11/15	0.000	0.210
87GG		Roads open to highway legal vehicles only, with Seasonal Designation	Seasonal Designation	04/26-10/11	0.000	0.100
87GH		Roads open to highway legal vehicles only, with Seasonal Designation	Seasonal Designation	04/05-11/15	0.000	0.030
87GI		Roads open to highway legal vehicles only, with Seasonal Designation	Seasonal Designation	04/05-11/15	0.000	0.040