


Woodsy's ABCs



Illustrations by Joe Kulka

Acknowledgments:

This book would not have been possible without the help of numerous individuals who generously gave their time and expertise. Special thanks go to Roberta Burzynski, who wrote the text and was involved in the book from conception to completion.

**USDA Forest Service
Conservation Education
1 400 Independence Avenue, SW.
Mail Stop 1 1 47
Washington, DC 20250-1 1 47**

www.woodyowl.gov

National Agricultural Library Cataloging Record:

Burzynski, Roberta

Woody's ABCs.

(Program aid (United States. Dept. of Agriculture) ; no. 1729)

SUMMARY: Woody Owl introduces young children to the environment and conservation, through full-color illustrations, rhyming verse, and movement prompts.

1. Conservation of natural resources--Juvenile literature.

2. Ecology--Juvenile literature. I. Kulka, Joe. II. United States. Forest Service. III. Title.

S940

16 USC 580p-4 & 18 USC 711a

Woodsy's ABCs



Dear Parents, Teachers, Librarians, and Youth Leaders:

This book is meant for you to read to young children.
I hope it guides you in increasing your children's awareness of
the world around them.

Each page offers a letter, word, rhyming verse, and action prompt.

You may choose to read all or parts of each page.


As your children become familiar with the letters, words, and
pictures, there are many related concepts for them to discover.

For ideas on how you can expand on the information in this book,
please visit me on the World Wide Web at www.woods/owl.gov.

Together we can "Lend a hand, care for the land."

Have fun!

Your friend,

Woodsy 

Woodsy Owl

P.S. This book shows many different kinds of wildlife.
In nature, however, you may not see so many kinds of wildlife
at once.



**Look! There's Woodsy Owl by the tree.
Open your eyes, and you will see
his alphabet from A to Z.**





Aa

A is for air.

Air is there, but no one sees
the gift you get from plants and trees.




Take in a breath of air and blow it out.

B is for breezes.

Bb

**Breezes are air blowing by ...
whirling, swirling in the sky.**



Pretend you are blowing out candles.



Cc

C is for clouds.

Clouds that ride so high on breezes
drop rain—or snow, when it freezes.



Pretend you are opening your umbrella.

D is for drinking water.

Dd

**Drinking water fills up your cup.
You drink it down, plants drink it up.**



Pretend you are drinking cold water.



Ee

E is for energy.

Energy shines down from the sun,
warming the Earth for every one.



Pretend you are putting on sunglasses.

F is for food.

Ff

**Food you need to live and grow
comes from green plants in a row.**



Say “yum” and rub your tummy.



Gg

G is for good places.

Good places to live are all around—
on land, in water, and under ground.



Pretend to swim like a fish.

H is for home.

Hh

Home has a roof for you and for me.

For animals, home can be a tree.



Touch your hands together to make a roof.



Ii

I is for insects.

**Insects have a lot to do;
they may stop to visit you!**



Buzz like a bee.

J is for jumping.

Jj

Jumping is how some animals go.
Pop! They're gone before you know.



Jump up like a frog, and then sit down.



Kk

K is for kids.

**Kids are like other living things,
but you don't have fins, fur, or wings.**



Point to yourself.

L is for living things.

L

Living things all need to share
water, food, land, and air.



Point to another living thing.



Mm

M is for morning.

Morning starts the day just right
for animals that sleep at night.




Rub your eyes and stretch.

N is for night.

Nn

Night is the time to work and play
for animals that sleep all day.



Rest your sleepy head on your hands.



O o

O is for outside.

**Outside is where wild things belong.
Taking them home with you is wrong.**



Pretend to take a picture of something wild.

P is for plant.

Pp

Plant a seed, flower, or tree.

Water it, and wait and see.




Pretend you are watering your plant.



Qq

Q is for questions.

**Questions and answers can come from a book,
or from you when you stop, listen, and look.**



Open your eyes big and wide.

R is for recycling.

Rr

Recycling makes old things like new.

Nature recycles; so can you.



Show how you recycle a can.



Ss

S is for saving.

Saving water is the best way
to leave some for another day.



Show how you shut off the water faucet.

T is for take care of it.

Tt

Take care of where you are today,
where you live, and where you play.



Push up your sleeves and get ready to help.

Uu

U is for up.

**Up so high where the view is fine,
we see the land that's yours and mine.**



Flap your arms like a bird.

V is for valley.

V v

**Valley and mountain and river and plain
are nice to visit again and again.**




Look through “finger” binoculars.



Ww

W is for wetlands.

Wetlands are good spots to study.
Watch your step! It's wet and muddy.




Pretend to put on your boots.

X is for xeric (zir-ik).

Xx

**Xeric is the opposite of wet.
A little water is all you get.**



Pretend you are hot and thirsty.



Yy

Y is for you.

**You now know Woodsy's alphabet
and how to help him. Don't forget!**

**Lend a hand,
care for the land!**



Say "Lend a hand, care for the land."

Z is for zoom.

**Zoom! The letters went so fast.
Zip! This letter is the last.**

Zz



Pretend to draw a “Z” in the sand.



**Remember what we read today.
No matter where you live and play,
you can help Woodsy every day.**





Can you find these plants and animals in this book?



eastern swallowtail butterfly



buttercups



bald eagle



sockeye salmon



moose



long-tailed weasel



brown bear



chick and earthworm



cattails



spotted turtle



mallard ducks



red squirrels



woodchuck



blue catfish



lily pads



opossum



deer mouse



American shrew



**North American
bullfrog**



red salamander



**woolly bear
caterpillar**



raccoon



pileated woodpecker



bumblebee



dragonfly



ladybug



praying mantis



red ants



yellow garden spider



monarch butterfly



**eastern cottontail
rabbit**



leopard frog



brook trout



northern cardinal



**eastern grey
squirrel**



house sparrow



red dove



American robin



**blue morning
glories**



**ruby-throated
hummingbird**



red fox



painted turtle



large-mouthed bass



great blue heron



white-tailed deer



big brown bat




striped skunk



frog



raccoon



green anole



**nine-banded
armadillos**



greater flamingos



shelf fungus



eastern bluebird




pink capped mushrooms



eastern chipmunk



sunflowers



oak acorn and seedling



red-tailed hawk



North American big-horn sheep



mountain lions



osprey



water moccasin



alligator snapping turtle



Canada goose



wood stork



beaver



**western diamond
back rattlesnake**



coyote



saguaro cactus



Gila monster



scorpion



greater roadrunner



**black-tailed
jackrabbit**



starfish



**bottle-nosed
dolphin**



gulls



blue crab



**Look for new plants and animals when you play.
Just remember that outside is where they stay.**



United States
Department of
Agriculture



Forest
Service

The U.S. Department of Agriculture (USDA) prohibits discrimination in all its programs and activities on the basis of race, color, national origin, age, disability, and where applicable, sex, marital status, familial status, parental status, religion, sexual orientation, genetic information, political beliefs, reprisal, or because all or part of an individual's income is derived from any public assistance program. (Not all prohibited bases apply to all programs.) Persons with disabilities who require alternative means for communication of program information (Braille, large print, audiotape, etc.) should contact USDA's TARGET Center at (202) 720-2600 (voice and TDD). To file a complaint of discrimination, write USDA, Director, Office of Civil Rights, 1400 Independence Avenue, S.W., Washington, D.C. 20250-9410, or call (800) 795-3272 (voice) or (202) 720-6382 (TDD). USDA is an equal opportunity provider and employer.

Program Aid 1729
Originally Printed January 2004 / Slightly Revised March 2008