




CORD WOOD ILLUSTRATIONS

How many tags should you attach to the back of your firewood load?

<p>Small Pickup -- 1/4 ton</p> <p>Approximately 1/2 (one-half) cord of wood.</p> <p>1 Load Tag</p>	
<p>Short Bed Pickup -- 1/2 ton</p> <p>Approximately 1/2 (one-half) cord of wood.</p> <p>1 Load Tag</p>	
<p>Long Bed Pickup -- 1/2 or 3/4 ton</p> <p>With racks this truck bed holds approximately 1 (one) cord of wood.</p> <p>2 Load Tags</p>	
<p>Standard Truck -- 1 ton</p> <p>Approximately 1-1/2 (one and a half) cords of wood.</p> <p>3 Load Tags</p>	