



Forest Service
U.S. DEPARTMENT OF AGRICULTURE



This book belongs to:

Are you a Rockin' Duner?

What is a Rockin' Duner?

Rockin' Duners are interested in riding hard and keeping the dunes safe. They share the story of what makes riding in the forest, beaches and dunes special with their friends and family. Rockin' Duners are sure to follow regulations and keep their safety flags flying high. They do not destroy plants or harass animals—knowing that this is their home too. Rockin' Duners are a very important part of taking care of our Oregon Dunes National Recreation Area!

How to be a Rockin' Duner

Step One: *Activities*

Complete as many pages in the book as you like!

The activities with the OHV symbol are more fun and challenging!



Step Two: *Take the Rockin' Duner Pledge*

Find an adult to view & check this Rockin' Duner workbook. Repeat the Rockin' Duner pledge after them, then get out on the sand and put your promise (and vehicle!) into action.

You'll be on your way to being a Rockin' Duner!

Did you know?

Responsible riding is a big part of keeping our dunes safe. Each year hundreds of crashes occur and people can get very hurt. Practicing safe driving, making sure you know your vehicle, keeping your flag up and riding with a friend helps keep 4-wheeling fun for everyone!

Dune or Don't- Driver Safety

Which of these statements is True or False?

- T/F** -- I can sit on my parent's lap in our Side by Side
- T/F** -- I can fly an all black pirate flag on my 4 wheeler
- T/F** -- I can do wheelies on public roads
- T/F** -- I must have my chin strap buckled on my DOT approved helmet while riding
- T/F** -- It is safe to ride alone on the dunes
- T/F** -- Some OHV engines can be louder than a rock concert
- T/F** -- It's okay to leave my Safety Card back at the campsite when I'm on the dunes
- T/F** -- The speed limit is 25 mph while on the beach
- T/F** -- OHV trips are a fun way to experience a natural forest!

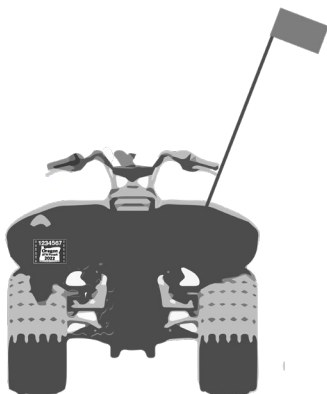

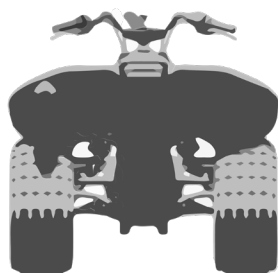

Rockin' Duner Motto

I promise to be:

- R** | **Rider Fit**
Fit your machine! Have required flag and ATV decal
- O** | **Observant**
Pay attention to those around you and your surroundings
- C** | **Courteous**
Be kind to riders, campers, creatures and the dunes
- K** | **Knowledgeable**
Know your machine, trail etiquette, riding area and terrain
- I** | **Informed**
Understand closure areas and limited access
- N** | **No Trace**
Stay on designated routes in restricted areas, and never leave trash!

WHICH RIG IS READY TO RIDE?

Making sure your vehicle is dune ready is an important part of riding safe. Spot the difference between the two vehicles to make sure you know what they need to hit the road running!

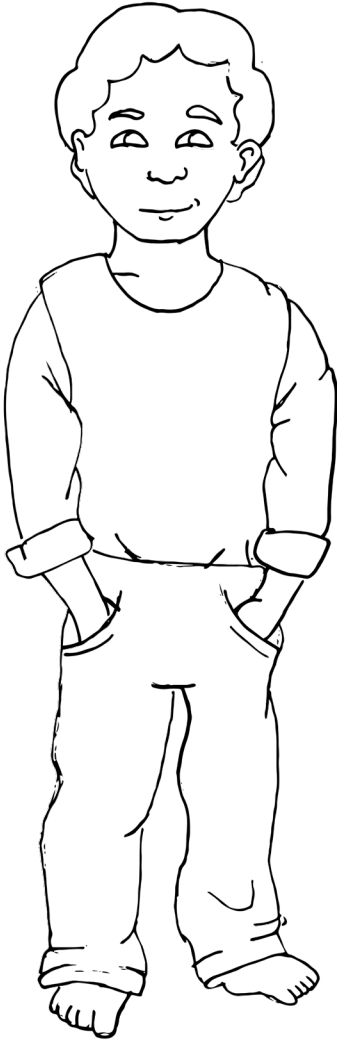


Did you know?


When riding on the sand dunes, always use a flag on your A.T.V. or motorcycle so everyone can see you. Remember, it's the law!

Protective Gear

Always wear a helmet, long pants, long sleeved shirt and protective gear.



Draw a line
where these
things should go



Bonus Activity: Unscramble the Equipment names

1) metelh

3) golglegs

5) nidirgs vlegs

2) dirign tobo


4) nhis uadrgs


Dunes Alive!

Complete the scavenger hunt!



Dunes aren't just for people- wildlife and plants thrive in some of the same areas we ride. See if you can find each of these animals hidden in this rider safety training course coloring page...





Did you know?



If you think your bike is too loud, have it checked. Being too noisy disturbs wildlife and people. Meeting sound requirements makes 4-wheeling fun for everyone and keeps the riding areas open.

An A-MAZE-ing ride



There's lots of cool dunes out there too explore, but you may run into some hazards along the way.

Travel from the parking lot to the beach while avoiding obstacles!



Dune Hazards

Look at the obstacles on the next page. Identify each hazard by writing the letter next to it's name.

Tree Island ____ Blind Jump ____ Slipface ____
Witch's Eye ____ Sneaker wave ____

Talk with an adult and make a safety plan

How can you avoid or respond to these hazards if you come across them?

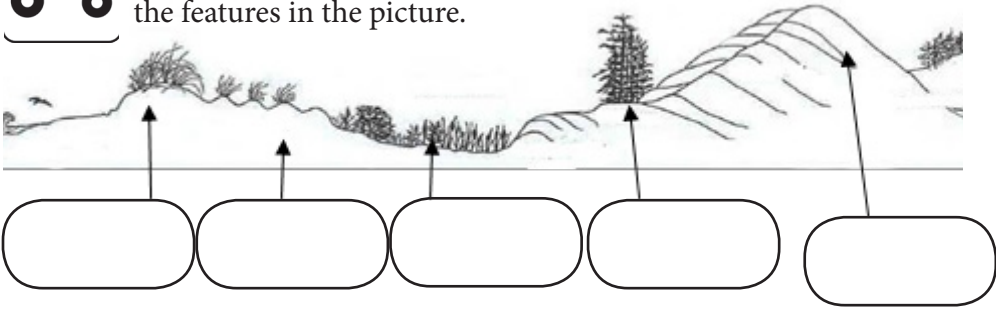
While parts of the dunes are dangerous, they're also quite beautiful.
While you ride, take a look around to see what you can see.

Draw or describe your favorite thing you saw today:

WHAT'S IN A DUNE?



Dunes ecosystems are not just made of sand dunes, they have many different features. Use the information below to name the features in the picture.



1. **Hummocks** – Small bumps in the sand that over time will form a foredune. They usually have grasses growing on them.
2. **Tree Islands** – Pockets of forest that have been surrounded by sand. You can recognize a tree island by the large sized trees in a clump.
3. **Foredunes** – Are very large and covered with grasses. The foredune is where sand builds up when it first arrives on the beach.
4. **Deflation Plains** – Behind the foredune, the wind blows away the sand all the way down to the water table and provides an area for plants to grow and lakes to form.
5. **Oblique Dunes** – The largest dunes, can grow as tall as 190 feet! They move inland, burying forests and roads.

Which part of the dunes do you ride on?

In what part of the dunes do you think animals are most likely to be found?

Comic Sands

Here's a collection of jokes to tell your family and friends on the dunes

What kind of trees grow in the dunes?

I don't know but those "Shore" are pines

Where do OHV riders get the most flat tires?

On the Deflation Plains!

Why will you never go hungry at the dunes?

Because you can eat the sandwiches all around

What did one slipface say to the other?

How you DUNE?

Where does beach grass go to relax?

A hummock

What's the most common insect found on the sands?

A dune buggy

What did one ghost forest say to another?

I will never desert you

Did you hear about the race between the waves and the beach?

They "tide"

What do you call a sorceress who rides an OHV?

A sand witch!

How do dunes turn down complements from rivers?

They say "I appreciate the sediment but..."

Rockin' Duner Pledge

I am a Rockin' Duner.

*I will uphold my name as a Rockin' Duner and
ride hard, stay geared up, and be safe!*

*I promise to pick up my trash to keep our dunes
clean and do my part to protect our riding areas
by staying out of closed areas. I love my dunes!*

Just Dune It!

Signature:

Date:

You are now an official Rockin' Duner!

Remember, Rockin' Duners at the Oregon Dunes
are important! They teach others what they know
and help keep this National Recreation Area safe
and clean.



Oregon Dunes National Recreation Area
Siuslaw National Forest
PO Box 274
Yachats, OR 97498

(541) 547-3289
www.fs.usda.gov/siuslaw

The U.S. Department of Agriculture (USDA) is an equal opportunity
provider, employer and lender.