
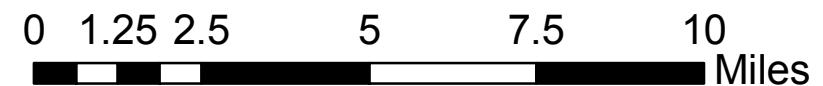
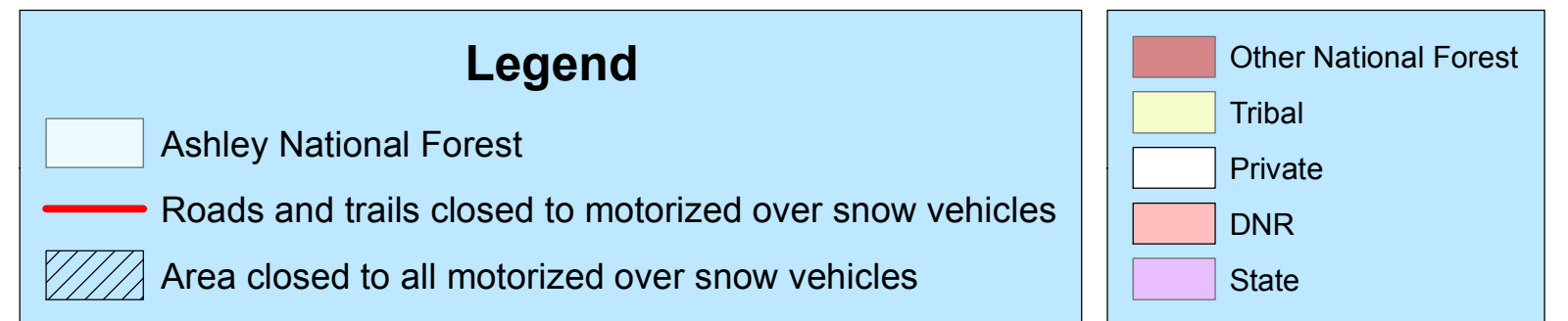


# Ashley National Forest

## Winter Motorized Use

Roosevelt - Duchesne  
Ranger District - South Unit



Map prepared 2/15/12 from existing winter travel regulations.

User needs to exercise caution regarding the accuracy of these data. The source scales and vintage can vary. The USFS provides no warranty, nor accepts any liability from any incorrect, incomplete, or misleading use of these data. These data may be updated at any time without notification.