



Malheur National Forest Free Use Firewood Guide

Blue Mountain, Prairie City, and Emigrant Creek Ranger Districts

Conditions for Free Use Firewood

Open firewood season on the Malheur National Forest will generally be all year except when a Public Use Restriction (Closure Order) has been enacted for fire precaution or resource protection. Please call 541-575-3113 for current public use restrictions.

It is prohibited to sell products that are obtained under a free use permit.

The Maximum Allowable Limit for Free Use Is 8 Cords per Household per Year –*Definition of Household = Household must be the physical address where the wood will be delivered to, and all permits purchased under said physical address will be counted against the 8-cord limit. If you are purchasing for a business, you must use a business name and that physical address of the business.*

GENERAL CONDITIONS

Failure to abide by the terms and conditions of the free use firewood permit and guide, in accordance to 36 CFR 261.10 (I), you may be fined a variety of infractions leading to charges up to \$5,000 and/or 5 years in prison and possible forfeiture of forest product. All Forest Service land use laws can be found under 36 CFR 261.

1. **LOAD TICKETS:** For each ½ cord (or portion thereof) of firewood one (1) validated load ticket must be securely attached to the back of the load and be clearly visible. The load ticket must be validated by cutting around and completely removing the month and day of firewood removal, prior to leaving the wood cutting site.
2. **PRODUCT QUANTITY REMOVAL RECORD** (located on front of permit): *Required to be filled out identifying the date and amount in cords removed.*
3. **PERMIT:** **This permit, firewood guide, and Firewood Map must be always in possession of permittee or their authorized representative when cutting or transporting firewood.** Authorized representative will be declared in writing to the U.S. Forest Service prior to use of permit.

If you will be authorizing another individual to cut and haul your firewood, you must obtain a permission slip, authorized by the Malheur National Forest. The permission slip can be acquired at any Malheur National Forest office.

4. **PERMIT EXPIRATION:** This permit will expire on the date indicated, whether all firewood has been removed.
5. **STUMP HEIGHT:** Stump height shall be 12 inches or less above natural obstacles, where the cutting of standing trees is allowed.

6. **LOADING EQUIPMENT:** Firewood may be loaded off road by hand only or on roads currently open to motorized vehicles by hand or with rubber-tired vehicles in lengths less than 8 feet, provided use of said vehicle does not impede safe use of the road. Traffic lookouts, signs, or flagging may be required to maintain safe use of the roadway.

This permit is subject to the Malheur National Forest Road closure/access management policy. Road surfaces, ditches, drainage structures, and shoulders must not be blocked or damaged. Wood must be collected with due regard for the safety of forest users.

7. **SKIDDING EQUIPMENT:** Wood may be skidded with motor vehicles, log arch, or winches within 150 feet of open roads.

Open roads are those roads not closed by a sign, closed with a pole barricade, closed with a locked gate, or intentionally blocked/restricted by earthen berm, logs, or boulders. Off-Road access is only allowed in areas identified as open on the firewood map.

The building of trails or roads in areas requiring green trees to be cut and cleared to allow the passage of motorized vehicles will not be allowed.

The equipment related to firewood collection will not be stored, cached, or left unattended for longer than 24 hours on the Malheur National Forest, unless the permit holder is actively gathering firewood. This does not apply to equipment that becomes inoperable or malfunctions.

Excessive damage due to firewood collection will be subject to the provisions in 36 CFR 261.9(a), Damaging any natural feature or other property of the United States.

8. **BRUSH DISPOSAL:** Concurrent with cutting firewood, unused material will be removed from roads and ditches and piled (at least 10 feet from any tree that might be damaged by burning) in openings and clearings, scattered or disposed of as otherwise directed by the Forest Service.

SPECIFIC CONDITIONS

A) TYPE OF MATERIAL THAT MAY BE REMOVED FOR FIREWOOD:

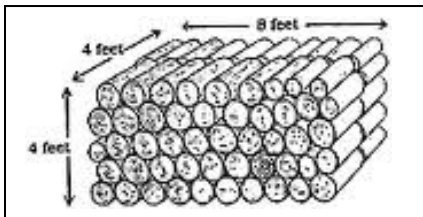
1. **DEAD DOWN TREES:** Down trees, any species, except Western Larch as specified under section C. below.
2. **DEAD STANDING TREES:**
 - a. Any species, any size may be cut within 150 feet of an open road.
 - b. Any species, 20 inches diameter or smaller at stump height, outside 150 feet of an open road.
- c. **Western larch, also known as tamarack, may not be cut and removed between November 1 and April 30 from the Malheur National Forest.**
- d. **Western larch, also known as tamarack, may NOT be cut and removed within the boundary of the following: from the western most boundary of the Emigrant Creek RD going east until it intersects with FS road 3160 continuing east until FS road 3160 intersects with FS 31 continuing south until FS road 31 intersects with FS road 37 then following FS road 37 north and east until it intersects with US Hwy 395 following US Hwy 395 north until it intersects with FS road 16 following FS road 16 east to the intersection of FS road 16 and FS road 1643 following the 1643 road south until it intersects with FS road 461 to the Malheur River gorge and follow the Malheur River south to the Emigrant Creek RD boundary and follow the boundary around until it intersects with FS road 3160.**
3. Juniper may be cut dead or live. Live juniper may not be cut over 20 inches diameter at stump height.
4. Do not cut or damage white bark pine.
5. Wood may be hauled in lengths less than eight feet, regardless of diameter. Longer length permits are available through District offices.

- Public Use Restrictions dictate restrictions related to chainsaw use while firewood cutting. Under Public Use Restriction A & B, operating a chainsaw between the hours of 1:00pm to 8:00pm is PROHIBITED, 36 CFR 261.52(h). Saw operators are required to have a shovel (8" wide, 26" length), and fire extinguisher (minimum ABC 8 oz.) in their possession. A one-hour fire watch is required after saw operations cease. Under Public Use Restriction C, operating a chainsaw or other equipment powered by an internal combustion engine, 36 CFR 261.52(h) is PROHIBITED.


WHERE MATERIAL MAY NOT BE CUT:

- Trees identified by signs, paint, tags, or within posted timber sale.
- Do not cut or gather firewood: Within 300 feet distance from any live stream, lake or pond.
- Trees within an administrative site such as: campgrounds, designated old growth stands, wilderness, research plots, wild and scenic corridors, and other areas requiring special protection (see Free Use Firewood map).
- Trees within county right of way adjacent to county roads within the Malheur National Forest without permit from County Road Master.
- For safety and to maintain a visual corridor, no trees may be cut within 150' of the following roads: All U.S. Highways, State Highways, county roads, Forest Roads 1370, 15 (paved portion), 1520, 16, 1640, 17, 31, 36, 41, 43, and 47.

Use the guidelines below to estimate the size of your load.




Firewood is commonly measured in cords. A standard cord is the amount of tightly piled wood in a stack 4 feet wide by 4 feet high by 8 feet long. The average 1/2 ton pickup can carry 1/2 cord of dry wood without overloading the vehicle.




Small pickup – 1/4 Ton

With or without racks this truck will hold approximately 1/3 cord of firewood (approximately 1,000 pounds)



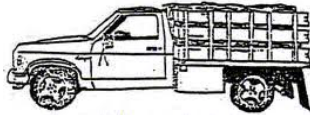
Short Bed Pickup – 1/2 Ton

With or without racks this truck will hold approximately 1/2 cord of firewood (approximately 1,300 pounds)



Long Bed Pickup – 1/2 or 3/4 Ton

Without racks this truck will hold approximately 1/3 cord of firewood.
 With a rack, it will hold approximately 1 cord of firewood
 (approximately 2,600 pounds).



Standard 1 Ton Truck

With high racks, this truck will hold approximately 2 cords of firewood
 (approximately 5,200 pounds).

Don't overload your truck with firewood

Check your owner's manual for your vehicle's weight restriction

Validating your load tickets:

1. Completely remove the month and day on the colored load ticket corresponding with the day you are removing your firewood.
2. Firmly staple, nail, or tack one ticket on the back of the load for each 1/2 cord or portion thereof, on the truck.
3. All load tickets must be clearly visible. Do not stack tickets on top of each other.
4. Below is an example of a properly validated load ticket.

		8
		9
JAN FEB MAR APR MAY JUN JUL		10
		11
APR MAY JUN JUL		12
		13
AUG		14
		15
SEP OCT NOV DEC		16
		17
1 2 3 4 5 6 7		18
		19
1 2 3 4 5 6 7		20
		21
1 2 3 4 5 6 7		22
		23
1 2 3 4 5 6 7		24
		25
1 2 3 4 5 6 7		26
		27
1 2 3 4 5 6 7		28
		29
1 2 3 4 5 6 7		30
		31

UAS
 11 381
 11 381

Is the tree you are cutting and hauling dead?

Except for Juniper, it is illegal to cut and remove a live tree. Even though a tree is down or standing without any green needles, it may still be alive. Western larch (tamarack) sheds its needles every fall and is still a live tree. A windblown tree may take several months or years to die.

Do Not cut the tree if it has any green needles and/or the inner bark, called the cambium, is alive (green, wet, spongy, light in color). Remember a tree is still alive if the cambium is still green. You may test a questionable dead tree before it is cut, by peeling away a small section of bark. Examine the thin cambium layer between the bark and the wood.

If the tree is dead it will not have any green needles and the cambium will be dark colored and dry.

When in doubt.... do not cut the tree.

Guidelines and Safety Tips

Fire Precaution Requirements:

Except when a Public Use Restriction (Closure Order) has been enacted, firewood cutting will be allowed continuously during the firewood open season. For updated information regarding Public Use Restrictions please call: 541-575-3113.

The following are required for power saw use.

Permittee will remain at the site where a chain saw has been used to cut firewood at least one (1) hour after saw has been shut down.

Exhaust system: A screen type spark arrester, in good condition, with a screen size of less than 0.023 inches that qualifies under USDA Forest Service standards.

Shovel: Long-handled, round point with 8 inch blade (size "0") or larger. Must be in the possession of the saw operator.

Extinguisher: Charged with pressurized chemical. Not less than 8 oz. Capacity by weight. Type AB.

During periods of high fire danger, restrictions may be enacted that include prohibiting all firewood cutting activity under this permit, as well as other activities such as off-road travel and campfires.

Fires can be reported to the following locations, or by calling 911

Fire Dispatch:

John Day.....541-575-1321
Burns.....541-573-1000
24 Hour Fire Information.....541-573-4555
Emigrant Creek Ranger District.....541-573-4300
Malheur National Forest/SO.....541-575-3000
Blue Mountain Ranger District.....541-575-3000
Prairie City Ranger District.....541-820-3800

TREAD LIGHTLY ON PUBLIC AND PRIVATE LAND

BECOME FAMILIAR with your Travel Plan Map, or regulations from other public land agencies. Learn the rules and follow them.

AVOID running over young trees, shrubs, and

grasses damaging or killing them.

STAY OFF soft, wet roads and trails readily torn up by vehicles (particularly during hunting seasons). Repairing the damage is expensive.

AVOID meadows, steep hillsides, or stream banks and lakeshores easily scarred by churning wheels.

RESIST the urge to pioneer a new road or trail to cut across a switchback.

STAY AWAY from wild animals that are rearing young or suffering from food shortages. Stress can sap scarce energy reserves needed for survival.

OBEY gate closures and regulatory signs. Vandalism costs tax dollars.

KNOW WILDERNESS BOUNDARY LOCATIONS. These areas are closed to all vehicles.

GET PERMISSION to travel across private land. Respect landowner rights.

Future opportunities for exciting travel with your recreation vehicle are in your hands, so.....



PLEASE TREAD LIGHTLY!

Forest Service Roads

Most National Forest roads are low standard, one-lane roads with turnouts for meeting oncoming traffic. Many roads on the Malheur National Forest are not graveled. Be aware that the Malheur National Forest does not maintain or snow plow roads in the winter.

If you choose to drive these roads, plan to encounter rocks and boulders, road washouts, downed trees and brush encroaching on the roadway.

Use a vehicle suitable for rough travel and carry extra equipment such as an axe, shovel, gloves, and extra fuel.

Forest Service Roads (Continued)

When a sign is posted **LOGGING USE ONLY**, you should not use that road. These roads have logging activities going on and heavy truck use that is likely to be more hazardous than logging use on other roads without this sign.

When driving on one-lane roads, watch for turnouts and be prepared to stop and wait if you see oncoming traffic. One vehicle should always stop when meeting on a single-lane road. The other should pass slowly.

Drive at a reasonable speed. Your line of sight is often obstructed by trees, brush, hills, or sharp curves, and your vehicle cannot stop as quickly on gravel or dirt surfaces as on paved streets.

Seasonal Road Closures

The Malheur National Forest and Oregon Department of Fish and Wildlife (ODFW) oversee and manage several cooperative management areas, also known as "green dot road" areas on the Malheur National Forest.

During effective dates (fall hunting), only those roads marked with a green dot are open to motorized vehicles.

Free maps of the affected areas are available at local ODFW, BLM, and US Forest Service offices. Online users can view and download maps from the ODFW website, <http://www.dfw.state.or.us/maps/index.asp#Travel>.

Cooperative management areas are managed to meet the objectives of protecting soils and wildlife habitat, minimize harassment of wildlife, maintain adequate buck and bull escapement, and to promote quality hunting.

Remember To:

- Drive defensively
- Watch for all types of recreationists on Forest roads
- Watch for stock trucks going to/coming from trailheads

- Keep to the right
- Expect to meet logging trucks even if the road is not signed
- Don't drive in the dust of other vehicles

Woodcutting Checklist

Do you have the proper permit, firewood guide, maps, tools, and Commercial or Free use permit. Gear for your woodcutting trip onto the National Forest? Some folks drive much too far to turn around for equipment that they may have forgotten at home. To be sure you have everything you need before you leave home, use this handy wood cutting checklist.

- ✓ Make sure someone knows where you are and when you will return
- ✓ Any closures or restrictions in effect
- ✓ Weather report
- ✓ Firewood permit, load tags, firewood guide, and cutting map
- ✓ Shovel
- ✓ Fire extinguisher
- ✓ Axe
- ✓ Chainsaw with working spark arrester
- ✓ Saw gas and oil
- ✓ Map of National Forest
- ✓ Eye and hearing protection
- ✓ Hardhat
- ✓ Woodcutter chaps
- ✓ Drinking water
- ✓ First aid kit
- ✓ Lunch or other food
- ✓ Heavy duty jack
- ✓ Falling wedges
- ✓ Splitting maul
- ✓ Pushpins, tacks, or staples to attach load tickets
- ✓ Tow chain or rope
- ✓ Good spare tire for truck and/or trailer
- ✓ Clothing and gloves for the weather conditions
- ✓ Chain saw tools and chain file
- ✓ Spare tire
- ✓ Extra gas
- ✓ Sunscreen
- ✓ Bug repellent