



Southeast Alaska Discovery Center

Lab to Go - Bee “Social Media” Activity - Indoor Version

Activity Goal: Honeybees have amazing ways to communicate with each other. Part of bee communication is dance and part is smell or pheromones. Worker bees returning to the hive with nectar or pollen tell other worker bees how to find the flower through dance. Apiologists (scientists who study bees) call it the waggle dance. To learn about the bee dance we will play the Compass Waggle Dance Game.

Supplies:

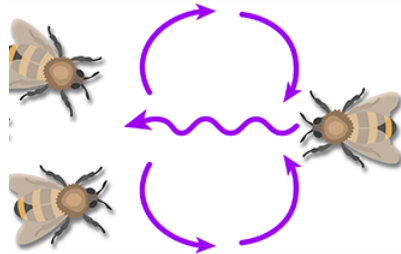
1. Game Cards
2. Bee Game Pieces
3. Numbered craft sticks



Directions:

1. **Explain:** Have a brief discussion about how students would invite someone to a new restaurant. How do we give directions as humans? Honeybees can tell their sisters that they have found food, water, or even a new nest site and where it is located by dancing the directions. As the workers fly back to the hive, they use their senses to develop a dance. They must know the angle to the sun and how far to go. Bees use the angle of their body relative to the hive ceiling to tell the others the direction and approximate distance of the resource by wiggling their abdomen. Then the other bees go off and use the directions so they can locate the food.
2. **Game Play:**
 - a. The game cards are handed out to players.
 - b. Each player cuts out and assembles their bee.
 - c. Each player is assigned a number, or the game leader decides the direction of play (clockwise or counterclockwise)
 - d. The game leader explains how the game is played and draws the number for the “it” player each round.

- e. The leader pulls a random numbered craft stick and calls out the number to the players.
- f. The player with that number becomes “it” and chooses a spot on the game board and counts the number of squares back to the hive and determines the direction the other bees will have to “fly” to get to the food from the hive. *This player should try to keep the location secret.*
- g. The “it” player is given 60 seconds, then the player “tells” the other bees the direction of the food by facing the location and dancing the number of steps to get to the food by swishing the abdomen of their game piece. They repeat this movement circling in a pattern used by bees.




- i.
- ii. Example: facing north the “it” player wiggles five times = food north five squares.
- h. The other players watch the dance then name the square with a Letter and Number.
- i. When the players find the location the “it” player confirms they have been successful, and another round is started.











Forest Service
U.S. DEPARTMENT OF AGRICULTURE

Cut bee out and fold along the dotted line. Glue the sides together.





Help the busy, buzzy bee tell her sisters where to find the food. Take turns picking a flower. Use your bee to show the other players the direction and distance to the food by using the waggle dance. One waggle = 1 space.

	A	B	C	D	E	F	G	H
1				North				
2								
3	West							East
4								
5								
6								
7				South			