

Humboldt – Toiyabe National Forest

Personal Use Firewood – Quick Guide

Firewood permits are required to cut, gather, and transport firewood on the Humboldt – Toiyabe National Forest. Please read these important rules before heading out

Do I need a Permit?

- Yes, a permit is required to remove any forest product, including firewood, from National Forest System lands.
- You do **not** need a permit only when:
 - You collect **less than ¼ cord** at a campsite
 - The wood is used **at the campsite** and not transported elsewhere
 - Permits are **non-refundable** and **non – transferable**
- Permits are **non – refundable** and **non-transferable**

Permit Cost and Annual Limit

- Firewood costs **\$10 per cord**, sold in **2 – cord minimums**
- Up to **10 cords per household per year**

Where can I cut?

- Cutting is allowed **only** in designated firewood areas shown on current maps provided with your permit

Dead Tree Woodcutting Areas

- Cutting areas may change each year
- Only **dead** (standing or down) trees with **no green needles** may be cut
- Maximum allowed diameter is **24 inches DBH**
- Keep stump height below **6 inches**

Not Allowed

- Cutting near highways, trail systems, administrative site, or high – use recreation areas
- Cutting in campgrounds or dispersed campsites in use by others
- Cutting green or live trees
- Cutting trees with nests cavities, or wildfire signs
- No green fuelwood cutting areas are available for **2026**

Season Dates

- Firewood cutting areas remain open until **December 31** of the year when the permit is issued

Fire, Weather, and Road Conditions

- Cutting areas may temporarily close due to:
 - Fire restrictions or red flag warnings
 - Wet or unsafe road conditions

- Emergency or administrative closures
- Cutting may be limited from daybreak until 1:00 PM. Call **775-884-8170** before you plan to cut to confirm conditions

Equipment required

- When using a chainsaw y, you must have:
 - A working **8-ounce (minimum) fire extinguisher**
 - A **shovel**
 - Both items must be within **25 feet** of the cutting area

Load Tags

- Before moving your vehicle:
 - Validate the tag by blacking out the **month, day and AM/PM**
 - Attach the tag to your load in a **visible location** (e.g., back of truck).
- Invalid, altered, or unvalidated tags may result in fines

Responsible Road Use

- Stay on open Forest roads
- Do not block roadways
- Park completely off the travel lane
- Avoid driving on wet or unstable roads
- Damaging roads or resources may result in fines of up to **\$5,000**

Permit Validity

- Your permit is valid only in acceptable cutting areas on the **Humboldt – Toiyabe National Forest, Carson Ranger District**
- Permits and tags **do not carry over to the next year**

Vicinity Fuelwood
Cutting Map



North Fuelwood
Cutting Map



South Fuelwood
Cutting Map



For additional information, please contact the Humboldt-Toiyabe National Forest, Carson Ranger District Office at 775-882-2766

TAG VALIDATION

PLEASE DON'T CUT TREES WITH

Before Moving Your Vehicle

Completely remove or black out the month, day, and AM or PM from each 1/4 cord tag you use. In the example below, 1/2 cord was cut in the morning on July 20th - the month, day, and AM section was blacked out with a pen on two of the 1/4 cord sections.

Place the tags on the back of your load in a visible location. Remember to bring something to attach the tags. Also, fill out the **PRODUCT QUANTITY REMOVAL RECORD** on the front of your permit.

Failure to black out the month, day, and AM or PM section from each 1/4 cord tag used and attach the tags to the back of your load in a visible location or violating any other permit term or condition is punishable by up to a \$5000 fine.



Broken Tops

Visible Nests

Nesting Holes

Wildlife Tree Signs



1/4 Cord Humboldt-Toiyabe National Forest FUELWOOD TAG FEE TAG

1	2	3	4	5	6	7	8	9	10	11	12	13	14	15	/
16	17	18	19	20	21	22	23	24	25	26	27	28	29	30	31

PM JAN FEB MAR APR MAY JUN AUG SEP OCT NOV DEC

1/4 Cord Humboldt-Toiyabe National Forest FUELWOOD TAG FEE TAG

1	2	3	4	5	6	7	8	9	10	11	12	13	14	15	/
16	17	18	19	20	21	22	23	24	25	26	27	28	29	30	31

PM JAN FEB MAR APR MAY JUN AUG SEP OCT NOV DEC

1/4 Cord Humboldt-Toiyabe National Forest FUELWOOD TAG FEE TAG

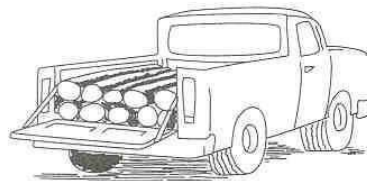
1	2	3	4	5	6	7	8	9	10	11	12	13	14	15	/
16	17	18	19	20	21	22	23	24	25	26	27	28	29	30	31

AM PM JAN FEB MAR APR MAY JUN JUL AUG SEP OCT NOV DEC

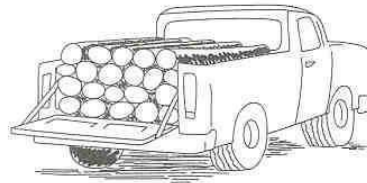
1/4 Cord Humboldt-Toiyabe National Forest FUELWOOD TAG FEE TAG

1	2	3	4	5	6	7	8	9	10	11	12	13	14	15	/
16	17	18	19	20	21	22	23	24	25	26	27	28	29	30	31

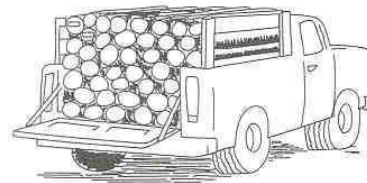
AM PM JAN FEB MAR APR MAY JUN JUL AUG SEP OCT NOV DEC



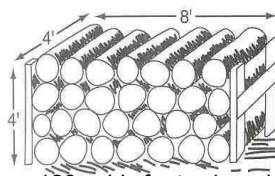
1/3 Cord (1/4 cord for short bed)



1/2 Cord (1/3 cord for short bed)



1 Cord (3/4 cord for short bed)



128 cubic feet = 1 cord

A minimum 8-ounce fire extinguisher and a shovel are required within 25 feet of where you are cutting

Do you have yours?

If you discover any archeological site or artifact, do not remove or disturb.

Archeological sites and artifacts are protected by Federal law.

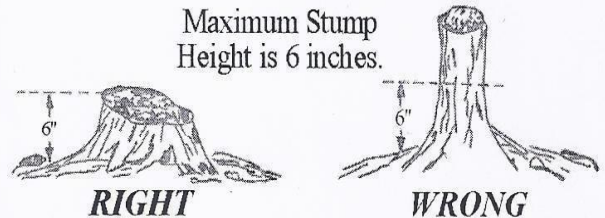


Approximate Truck Dimensions - Measure Your Load

Pickup Type	Bed Size W x H x L	Cubic Feet Volume	Cord Amount (approximate)	Number of 1/4 Cord Tags
Mini Short bed - loaded bed high	3.5 x 1.5 x 6	31.5	1/4	1
Mini Short bed - loaded cab high	3.5 x 3 x 6	63	1/2	2
Mini Long bed - loaded bed high	3.5 x 1.5 x 8	42	1/3	2
Mini Long bed - loaded cab high	3.5 x 3 x 8	84	2/3	3
Full Size Short bed - loaded bed high	4 x 2 x 6	48	1/3	2
Full Size Short bed - loaded cab high	4 x 4 x 6	96	3/4	3
Full Size Long bed - loaded bed high	4 x 2 x 8	64	1/2	2
Full Size Long bed - loaded cab high	4 x 4 x 8	128	1	4

CUTTING RULES

Maximum Stump Height is 6 inches.



In the Dead Tree Cutting Areas

The largest tree you can cut down is 24 inches (or 2 feet across) in diameter at breast height (DBH), which is measured at 4.5 feet above the ground level and Dead (no green needles)

