


## Adobe® Acrobat® Reader 4.0+ Navigation Instructions for Viewing the ICBEMP Supplemental Draft Environmental Impact Statement (SDEIS), Final EIS (FEIS), and Proposed Decision Portable Document Format (PDF) Files

The Command bar at the top of the page contains six arrow buttons.



The Status bar at the bottom of the page contains four arrow buttons.



To go to the corresponding page of the current PDF file, click the:

**First Page** button



**Last Page** button



**Next Page** button




**Previous Page**



button

To jump to a page by its number, select the current page number in the status bar, type the page number to jump to, and press Enter.




To retrace your viewing path, click the **Previous View** button



or the **Next View**




button in the Command bar.

**Links:** The SDEIS contains links that make it possible to connect to other parts of the document, view referenced maps, and jump to ICBEMP Internet pages. The Hand Tool  is used to determine if text or objects have hyper-links. When positioned over a linked object or text, the hand cursor becomes a pointing finger. The hand has a "W" on it if it links to the Web.


**Linked Maps:** A Map Icon appears in the SDEIS in place of the original map.

**Bookmarks:** Bookmarks have been created in the SDEIS to simplify





the navigation process. In the Acrobat Reader View-with-Bookmarks, a split screen with two windows appears. The left side of the screen (overview area) contains the linked bookmarks while the right side contains the PDF file currently open.

Bookmarks are nested in hierarchy. The arrow to the left of a Bookmark entry indicates that other Bookmarks are nested within. Click on the arrow to either hide or show the nested bookmarks.



A **Thumbnail** is a miniature view of each document page which you can display in the overview area by clicking on the Thumbnails tab or by choosing Window >Show Thumbnails. Use a thumbnail to jump quickly to a page by double-clicking the page's thumbnail.



**Find:** The Find Tool  is useful when looking for a word or phrase within the current PDF file.