

# Teller County Wildfire Council

---

*Partnering to Move Mitigation Forward*



Prepared by the Community Mitigation Assistance Team

October 30, 2020



# INTRODUCTION

---

**Teller County**, located in central Colorado on the western slope of the Front Range, spans 557 square miles of land and two square miles of water. Over 50 percent of the land is public, with the Pike National Forest covering 124,000 acres across the county.

The elevation in Teller County ranges from 8,000 feet in Woodland Park to over 14,000 feet on the back side of Pikes Peak. The area is densely forested with mixed conifer (primarily ponderosa pine and Douglas-fir) with a grass understory. The population of just over 25,000 people, encompasses the city of Woodland Park, and towns of Cripple Creek, Florissant, Victor, Goldfield and Midland.

The area has been impacted by some of Colorado's largest and most destructive fires. In 2002, Teller County was directly affected by the Hayman Fire, which burned 138,000 acres and destroyed 600 structures. The 2012 Waldo Canyon Fire burned 18,247 acres, destroyed 346 structures, and two residents' lives were lost. Both the Hayman and Waldo Canyon fires came within miles of Woodland Park's city limits.

On the heels of the 2002 fire season, in 2004, Teller County developed the first Community Wildfire Protection Plan (CWPP) in Colorado and began coalescing an ad hoc organization of partners. In 2007, the Woodland Park Healthy Forest Initiative Community Wildfire Protection Plan and



working group was completed and a memorandum of understanding was established by the Woodland Park Healthy

Forest Initiative Committee comprised of local, state, federal and private stakeholders. This work laid the foundation for an action-oriented partnership that got to work. The WPHFI group, however, has not actively engaged as a partnership for several years.

# INTRODUCTION

---

As an effort to establish a formal venue for partnerships and collaboration for wildfire mitigation work in the County, the Teller County Wildfire Council (TCWC) was formed in March 2019. TCWC is comprised of many of the same organizations represented in the original WPHFI who are engaged in wildfire mitigation across Teller County.

The Pike National Forest and TCWC requested a Community Mitigation Assistance Team (CMAT) to work with TCWC to help coalesce the partnership for the greater Teller County areas by helping them to define roles, objectives and goals. The request sought guidance in working with partners to develop priority actions and next steps. TCWC asked for an assessment of existing mitigation programs and projects, including a best practice guide for Home Hardening. They were also seeking feedback and guidance on how to increase effectiveness and collaboration.

This report summarizes CMAT findings and provides recommendations using wildfire mitigation best practices to support the further development of TCWC, and ultimately, increase mitigation across Teller County.

CMAT focused its recommendations on the following themes:

**Strengthen Partnerships**


**Improve Community Engagement**

**Increase Mitigation Actions**

**Update Planning Documents**

**Funding Opportunities**

CMAT has created a [Teller County Toolbox](#) that contains research and reference documents relative to our recommendations for Teller County.





# CMAT PROCESS – TELLER COUNTY

## ◆ Team Preparation

Team members reviewed documents and familiarized themselves with Teller County's assets and resources. Technology was set up to run a hybrid assignment, for virtual and in-person interactions.

## ◆ In-Briefing

Initial hybrid meeting to introduce TCWC partners and CMAT team members.

## ◆ SWOT

Conducted a hybrid SWOT activity with partners and team members. Identified strengths, weaknesses, opportunities, and threats of TCWC.



## ◆ Interviews/Focus Group

Conducted interviews with partners and led a focus group discussion with several Teller County Fire Departments.

## ◆ Mission/Vision Workshop

Facilitated a virtual workshop to council members on development of Mission and Vision. Taught partners how to utilize the process to continue success with the entire Council.

## ◆ Report and Close-out

Compiled findings to formulate recommendations and supportive documents into final report and shared with TCWC.

# GUIDING PRINCIPLES

---

Consider these guiding principles when developing Teller County Wildfire Council's wildfire mitigation strategy and the projects that comprise it; they will make your efforts more effective. These guiding principles have been developed by mitigation subject matter experts, social scientists, community leaders, wildfire personnel and land managers. The principles apply to mitigation efforts across the board in every community and are proven to increase mitigation outcomes.



**Be strategic** – Focus on high-risk areas first. Be strategic by creating larger landscape fuel treatments and helping clusters of homes reduce risk. Scattered smaller treatments are not as effective.

**No boundaries** – Wildfires do not stop at jurisdictional boundaries. Connect fuels, forest management and defensible space projects to benefit cross-boundary areas. Engage with other neighborhoods and other jurisdictions to accomplish work on adjoining properties.

**Work together** – A group of people who share the same goals can get more done together than separately. They plan together, piggyback on strengths, share resources, staff, and the work. A partnership is more likely to get supporting funding. Collaboratively planning, implementing, sharing successes and lessons learned is an essential first step in building a common vision and gaining broad community support.

**Face-to-face engagement** – Sharing with residents is best done face-to-face through a home assessment and conversations about the realities of living in a wildfire-prone environment. Often this discussion has to take place many times before someone takes action. In times of Covid-19, face-to-face meetings may be hard. Make a phone call or use online tools, like Zoom or Facetime to engage.

**Employ messaging wisely** – Messaging will help raise awareness of wildfire risk and share successes but messaging alone does not result in mitigation on the ground. A brochure that illustrates defensible space can be a tool during one-on-one discussion. Handing out brochures at an event, leaving door hangers, or placing a news release in the local paper

# GUIDING PRINCIPLES

---

asking folks to create defensible space has little value or lasting effects on behavior change.

**Stretch project funds** – Require homeowners to contribute (either in cash or sweat equity) to the cost of a mitigation project. This investment empowers the homeowner to take responsibility for what's theirs and makes them more likely to maintain their project over time. Always engage local and regional partners that have something to lose or gain; these individuals and businesses may have financial resources to contribute.

**Help vulnerable populations** – Provide mitigation assistance for low-income, elderly, and disabled residents in high- and medium-risk areas who are unable to accomplish this work on their own.

**Promote home hardening and defensible space** – Having homeowners prepare their yard and structure for wildfire is the most important thing they can do to avoid loss and is always where work should begin.

**Invest most of your time and resources on risk reduction actions** – Meetings, recognition programs, news releases, or going to events do not accomplish mitigation. Respect everyone's time. Make meetings short and strategic. Spend time reducing risk on the ground. Ensure tasks and initiatives are clear at the end of each meeting and are moving the partnership forward.

**Celebrate success!** – Sustained participation in any partnership will require frequent communication and recognition of contributions. Recognition does not have to be formal and can be as simple as a handwritten thank you. Recognition in the presence of peers and partners goes a long way toward retaining volunteers. Share accomplishments to build momentum for mitigation work. Stories, especially those from the perspective of the property owner, often have the biggest impact.



# STRENGTHEN PARTNERSHIPS

---

Successful partnerships strengthen the capacity of projects and services to broaden the partnership's reach, engage more stakeholders and achieve shared objectives. Working in partnership is beneficial at both the organizational and individual level.

Partnerships enable us to productively interact and communicate with each other and to break down barriers. Collaboration within partnerships can result in several benefits, including:

1. **Synergy.** The sum of the whole is bigger than the sum of each part. Working together collaboratively can result in greater accomplishments as compared to each organization working on its own.
2. **Sharing resources.** Whether collaborating with one organization or several, there will always be things and resources that can be shared. One organization may be an expert in one field and can help another organization learn about it.
3. **Overcoming obstacles.** When an organization encounters problem that hinder it from achieving its goals, another organization may be able to help out. Partnerships, coalitions and networks are more powerful than organizations that operate on their own.
4. **Increased community awareness.** By getting involved with others your organization's message is

better relayed to the community.

5. **Access to constituents and funding.** Partnering with other organizations can give you the benefit of more grant opportunities as well as make a bridge for more exposure.

**Trust and communication are key.** The benefits of collaboration don't come for free. Amidst its benefits are the challenges that need to be overcome. Organization management and project managers as well need to find ways to create a successful collaboration.

By combining knowledge, skills and experiences, organizations and team members can accomplish more than if they worked alone. It is important that collaborative teams trust each other and communicate effectively so that they can overcome the challenges.

## **Findings:**

1. There is a **lack of trust** amongst TCWC members, organizations external to the Council, HOAs and community members. Trust issues stem from a lack of communication.
2. There is a **lack of understanding** of the following items within the Council:
  - a) Council member roles
  - b) Rules of engagement and commitment levels



# STRENGTHEN PARTNERSHIPS

---

- c) Membership and participation
- d) Longevity (member turnover)
- e) Priorities of where to mitigate

3. Despite being in existence for over a year, **the Council does not have a mission, vision, goals or objectives** to guide their work.
4. The full Council has not been facilitating collaboration for **cross-boundary projects**. The Council is aware of what individual partner projects are being implemented, but many would like to work together more to share resources and opportunities.



## **Recommendations:**

**Trust is essential** for the success of the partnership. It is essential the TCWC develops strong communication practices between the members, external partners and all of Teller County. Ask questions; clarify your assumptions; speak with a consistent message and voice; don't be shy, get the issue out on the table in a respectful manner. Without trust, your partnership will eventually fail.

**Focus on “Partnership Care”** – make this a credo that you all live by:

- a) Understand and promote each other's work and programs.
- b) Work together, not apart. If concerns are raised regarding program operations, efficacy or outcomes, address them immediately. Acknowledge that partners are all trying to reduce risk and have a common vision.
- c) Be inclusive. Make sure all voices are heard. Be willing to rotate the location of your meetings around the county or provide digital access to meetings.

**Establish council membership.** Use and maintain the partner contact list (located in the [Teller County Toolbox](#)).

- a) Create a list of partners' roles within the Council and how they will participate.
- b) Determine who is the responsible agency for TCWC.



# STRENGTHEN PARTNERSHIPS

---

- c) Determine if you will have core members, auxiliary members, sub committees:
    - i. Core members would guide the entire Council and ensure completion of tasks. This could also be a steering committee.
    - ii. Auxiliary members would play a role when their expertise is needed. For example: When discussing right-of-way projects along highways, you might invite CDOT or when planning a workday or other community engagement event you might reach out to faith-based or other volunteer groups.
    - iii. Ad hoc committees could be established when looking at specific items like CWPP updates, project implementation, or membership development.
  - d) Identify who can add value to the Council and invite them to participate (i.e.: gas, electric and water providers, CDOT).
  - e) Consider formal agreements for commitment and active partnership in TCWC.
  - f) Be sure to establish a two-deep approach. Each organization should have two people involved so that if one leaves, the other will be familiar with TCWC vision and operations.
- a) Share, vet, and finalize draft mission and vision, goals and objectives with all members of TCWC. These items should be reviewed and revised by the Council to have consensus.
  - b) Continue to collaborate to develop goals and objectives that are connected to your mission. Periodically review these goals and objectives to track progress and ensure completion.
    - i. Goals provide an overarching framework that can guide decision making. Objectives are specific, measurable action steps that can help you to successfully attain your goals.
  - c) Develop an annual action plan. Identify specific objectives and who will get them done. Set deadlines and hold people accountable. Make the final plan easily accessible.

Collaboratively plan, implement, share successes and lessons learned to create a supportive partnership where all participants benefit. **Internal communication mechanisms could be improved by:**

- a) Setting up a common platform for sharing information. Utilize a free or low-cost document-sharing platform (ex: Google Drive, Dropbox) to hold TCWC documents and contact lists.
- b) Showing mitigation projects and jurisdictions of all members on a map.
  - i. Layers to include completed projects, planned projects, parcels, wildfire risk areas, existing CWPP coverage areas.

**Developing an agreed upon mission and vision are the foundation of any successful organization.** These will help to provide a base for the development of organizational goals and objectives.



# STRENGTHEN PARTNERSHIPS

---

- ii. Identify areas of overlap for opportunities to collaborate.
- c) Agreeing upon common language and speak with a collective voice.
- d) Reviewing progress often and address challenges as a team. Success and failures must be addressed in a timely fashion. Ask for help when needed and share resources to overcome barriers. Success and failures must be addressed in a timely fashion.

**Hire or appoint a TCWC coordinator** who is neutral, supportive and flexible to ensure continued functioning of the Council. A few tasks of the coordinator could include:

- a) Ensure Council members understand, embrace, and work towards TCWC's goals and objectives.
- b) Organize and facilitate TCWC meetings and agendas.
- c) Checking in with member's on assignments and keep them accountable.
- d) Maintaining contact list and website.

**Move from quarterly to monthly meetings to formalize the Council.**

- a) As the Council gains momentum and works to strengthen their partnership, it is important to meet more frequently. Plan for a 6-month period and extend if necessary.
- b) See Appendix B for suggested agenda topics

## **Mission**

*The Teller County Wildfire Council is dedicated to creating safer communities through wildfire mitigation actions, collaborative partnerships, and improving ecological health.*

## **Vision**

*Engaged residents collaborate with TCWC partners to create wildfire-ready homes, healthy forests, and a wildfire resilient community.*

See [Teller County Toolbox](#) for detailed information on forming and maintaining a partnership.

# COMMUNITY ENGAGEMENT

---

A robust community engagement program will both directly and indirectly lead to the success of the Teller County Wildfire Council and its individual members. True engagement moves a program beyond handouts and website referrals to true action. A community engagement program needs to make wildfire mitigation and community preparedness something residents think of on a daily basis. It should strive to change the paradigm – you don't want residents just to take action and think they are done; you want them to understand the need for, and maintain, the work completed on their property, and eventually, look beyond their own property to engage their neighbors and their community as a whole.



Community engagement means having residents (or neighborhoods) that are actively supporting the Council -- 5, 10, and 20 years from now. This can be accomplished by having a well-articulated plan that leads to that continual interest and engagement of community members.

As neighbors engage neighbors, not only does more work get done but actions often move beyond mitigating private property to mitigating open space and road rights-of-way to potentially adding turnouts on one-lane roads or adding adequate turnarounds on dead-end roads. Indirect benefits often cited when neighbors work together on these improvements are better communication and an increased sense of “community.”

Engagement can lead to a better understanding of the benefits of prescribed fire and other types of treatments on public lands. Actions taken by communities will also increase public land manager's willingness to take action on their adjoining lands.

## **Findings:**

- I. With over 140 HOAs within Teller County, 14 Firewise USA communities and numerous rural properties, the current Council members have limited capacity in terms of both knowledge and staffing for widespread community engagement.

# COMMUNITY ENGAGEMENT

---

2. TCWC stakeholders encounter resistance from residents regarding creating defensible space due to concerns of ruining their aesthetics and lack of understanding regarding what mitigation actually means or looks like.
3. Good landscape-scale mitigation projects occurring, however, participants felt that overall community understanding of wildfire risk and buy-in for wildfire mitigation on private land is lacking. A fresh cohesive approach to engagement is needed.
4. Some partners conveyed a “defeatist” attitude with comments like, “you only have three months after a fire to capture people’s attention,” “people won’t act unless we make it free,” and “people don’t want to cut trees down.”

## **Recommendations:**

**Develop a community-wide engagement program** to increase awareness, build support for mitigation and increase action. Activities could include:

- a) Share information on incentive and other programs with residents and communities seeking guidance and support for mitigation.
  - i. Utilize the Sheriff’s Office for sharing information with HOAs and broadly across the County.
- b) Create a centralized website for information about programs and opportunities within Teller County offered by the various TCWC partners including:
  - i. Links to CWPPs

- ii. Tax Incentive information (Colorado State)
  - iii. Upcoming events
  - iv. Grant Opportunities
  - v. Partners “Services Table” - types of mitigation service and programs offered including chipping, cost-share and home site visits
- c) Support current Firewise USA communities with updating assessments and mitigation projects.
  - d) Provide workshops and training for homeowners (develop offerings like a simple Mitigation 101 that demonstrates and provides hands-on use of common mitigation equipment, a Home Ignition Zone Workshop that discusses home hardening and how mitigation specialists evaluate a home, or grant writing) to meet local needs.
  - e) Field tours to show mitigation efforts, mechanical treatment methods, home hardening, and landscape projects.
  - f) Mitigation events – workdays, chipper events
  - g) Presentations by TCWC member at quarterly HOA meetings hosted by Sheriff’s Dept.
  - h) Share before and after treatment photos along with landowner testimony.
  - i) Before and after large fire occurrences, can be a great time to host guest speakers to share their stories – fire experiences, fire survivors, benefits of successful treatments, fire-resistant building materials, fire-resistant plant materials, etc.



# COMMUNITY ENGAGEMENT

---

- j) Webinars (Home Hardening, fire-resistant landscaping and other educational subjects relevant to homeowners).
- k) Newsletters (use regular schedule) and social media platforms, as appropriate.

## **Consider hiring a Community Engagement**

**Coordinator** and placing this position in the County Extension Office where you have a person skilled in community outreach, marketing, and education that could mentor the coordinator. This could be a huge benefit to both the Council and the development of a comprehensive community-wide engagement plan. Responsibilities of the coordinator could include activities in the recommendations above as well as:

- a) Create and manage a Neighborhood Ambassador Program that works with resident volunteers to engage and mobilize their neighbors to take action (see Appendix C for description).
- b) Track and compile mitigation accomplishments from communities doing mitigation work in order to provide TCWC and the community with acres treated and other accomplishments.
- c) Assist partners with home site visits as needed

**Create a communications plan for engaging and educating the community.** Communication Plans should include the following elements:

- a) Identify the purpose of your communication

- b) Identify your audience(s)
- c) Plan and design your message
- d) Consider your resources
- e) Plan for obstacles and emergencies
- f) Strategize how you will connect with the media and others who can help you spread your message
- g) Create an action plan
- h) Decide how you will evaluate your plan and adjust it, based on the results of carrying it out

## **Utilize existing resources and tools to streamline development of outreach efforts**

- a) Do not create new outreach documents or brochures. Use the existing tools available. (Ex: Neighborhood Ambassador Program; National Fire Protection Association; Insurance Institute for Business & Home Safety; Ready, Set, Go! Program and more).

## **Celebrate achievements and successes**

- a) Start off Council meetings by asking for achievements or thanking someone for going that extra step.
- b) Send a hand-written thank you to someone who made that extra effort.
- c) Arrange an interview or newspaper recognition to daylight community achievements.
- d) Start a regularly scheduled newsletter, primarily for homeowner engagement: highlight TCWC activities and opportunities, share stories and articles of interest, and highlight recent successes and achievements.



# COMMUNITY ENGAGEMENT

---

- e) Consider developing an annual “State of the Council” document that highlight TCWC’s annual accomplishments.

**Display a positive attitude and focus on taking a proactive approach.** Sometimes we are our own worst enemy when we repeat statements from a few and make it sound like the entire community believes it.

- a) As you meet with residents, and interact as a Council, focus on achievements and successes. Don’t perpetuate negative statements.



# INCREASE MITIGATION ACTIONS

---

**“We want to move to actions!”** A majority of TCWC participants voiced this statement over and over. The goal of mitigation must be to make measurable changes on-the-ground and this sentiment highlights not only the focus of the Council, but the no-nonsense approach to address wildfire risk in the county. Mitigation actions can come in various forms and go beyond the cutting a tree or chipping slash. To change how wildfire impacts our communities, a community must change the way they act. Behavior changes will not come easy. A need exists to weave wildfire mitigation awareness and actions into the social fabric of the community. To move to action, residents, fire personnel, community leaders, land managers and visitors alike, must act together and provide opportunities to work together.



Mitigation support can be as simple as someone providing brownies to a work crew or as complex as applying for and managing a grant. As TCWC moves forward, they will need assistance with the administration, the outreach and awareness. News articles will need to be written and pictures taken. Lessons, both good and bad, have to be discussed. Awards will need to be given to volunteer leaders. Volunteers from the Boy Scouts or the local church will need guidance and trees will definitely need to be marked and felled. Chipper programs and slash sites need volunteers to staff them and homeowners will need assessments and detailed plans. Most importantly, to increase mitigation action, commitments to prioritize, plan and work together must be established.

Unlike previous sections, we have kept the findings and recommendations separate because each finding has numerous specific recommendations.

## **Finding I:**

The ability to complete mitigation is limited for some populations.

## **Recommendations:**

1. Utilize organizations such as the Woodland Park Senior Organization and local fire departments to identify and assist individuals at risk.
2. Organize neighborhood work days and recruit volunteers to help.

# INCREASE MITIGATION ACTIONS

---

3. Seek assistance from community members with financial means to let them know that their contributions are needed to support those without, supporting the larger community at risk.

## **Finding 2:**

Funding and subsequent mitigation activity is not generally available for smaller parcels. Mitigation projects tend to be larger due to several factors including; cost per acre and funding availability (both from the funder and recipient's perspective).

## **Recommendations**

1. Request assistance from HOA community leaders in engaging neighbors participate in mitigation efforts. Costs may be lower if one contractor is engaged to treat multiple properties and funders look favorably upon these types of projects.
2. Bundle multiple small projects into larger projects that achieve short- and long-term objectives.
  - a) Share small project priorities with the Council and discuss opportunities to bundle projects.
  - b) Ensure everyone knows the priorities and focuses efforts on areas that have mutual benefit to the greater area.
  - c) Provide residents the opportunity to complete work on their own by offering methods for reducing/remoting slash following treatment.

## **Finding 3:**

Several neighborhoods are active with mitigation and/or are designated Firewise USA communities; however, many others are not.

## **Finding 3.1 -**

Community (County & City) and individual subdivision's (informal and formal) common lands are often not being managed to reduce wildfire risk.

## **Finding 3.2 -**

Areas not within designated homeowner associations and in southern areas of the county are not as active.

## **Recommendations**

1. Celebrate success with active HOAs and the overall community and encourage them to share their accomplishments and experiences with others.
2. Continue direct engagement and partner with the reluctant HOAs and neighborhoods to increase mitigation over time.
3. Accept that not everyone is going to participate. Move on to others that do want to participate.
4. Oftentimes, the hesitant do come around after seeing additional mitigation work completed.
5. Determine where the moderate to high risk priority areas are and develop a plan to contact these homeowners and groups.



# INCREASE MITIGATION ACTIONS

---

6. Actively work with residents or Council members in building inroads with less active/underserved communities and share available resources, like chipping services/programs with them.

## **Finding 4:**

Partners feel that not enough work is occurring and that the completed work is not sufficient to alter fire behavior.

## **Recommendations**

1. A consolidation of all accomplished on-the-ground mitigation actions in a format such as a map will provide a complete picture of success.
2. Several successful mitigation programs occur in the area, including, but not limited to:
  - a) Colorado State Forest Service: Cost-share programs, home site visits, Forest Ag programs, Education and Outreach
  - b) CUSP: Neighborhood Fuels Reduction program (Chipper Program), cost-share programs, home assessment services, slash sites, chipping programs
  - c) USFS: Large landscape activities, including prescribed fire
  - d) Colorado Springs Utilities: Land management, landscape activities, pile burning and funding.
  - e) Fire Departments: Home assessments and engagement, effective and safe response.

- f) Natural Resources Conservation District: Cost-share programs and forest management planning.
- g) Help the Needy & Pete's Place: Fuelwood programs for low-income residents.

## **Finding 5:**

Partners such as USFS and CSFS indicated that they would work together on projects prioritized by TCWC if those projects were identified.

## **Recommendations**

1. Identify the opportunities to share the work. For example: numerous organizations provide home assessments covering the same geographic region. If a request comes in and cannot be met by one entity, share the request with partners.
2. Review and analyze all current mitigation programs / projects to assess for opportunities and potential alignment.
3. Create work sessions for TCWC to review the treatments and priorities that have been completed, what is planned, risk layers, and where the work needs to occur.
4. Do not re-create the wheel. Spend time learning how other organizations operate their programs and learn from their program successes and failures.
5. USFS must work directly with TCWC to set FS land priorities and share maps of NEPA- ready acres.
  - a) USFS:

# INCREASE MITIGATION ACTIONS

---

- i. Work across boundaries by identifying where work is getting done on the private side of the fence.
  - ii. Look at alternative authorities that will allow work to occur, capitalize on opportunities for Stewardship agreements and GNA opportunities.
  - iii. Use Categorical Exclusion (CEs) when opportunities outside of NEPA-cleared areas arise.
6. Focus outreach and engagement efforts on private lands, located near planned FS projects.

## **Finding 6:**

Teller County OEM has proposed purchasing a new chipper, which would be used by the fire departments in Teller County. The chipper would be rotated amongst the fire departments to provide a free chipping service to residents.

- 1. Several fire departments were uncertain of their capacity to staff and make good use of the chipper.
- 2. Fire departments also had different concepts regarding use of the chipper:
- 3. Some indicated a curbside chipper program operated by department personnel, while other departments see chipping at the local slash site staffed by department volunteers and Public Works employees.
- 4. Fire departments indicated they would like to make the chipping services offered at no cost to residents due to many residents being on a fixed income.

## **Recommendations**

- I. All Teller County fire departments should meet together with Teller County OEM to discuss the project and agree to a plan that:
  - a) Establishes an agreement for shared usage and liability of the chipper
  - b) Provides necessary training for operating equipment and safety
  - c) Discusses PPE & supply needs for each department
  - d) Identifies a schedule for chipper usage and advertises schedule to the community.
  - e) Develop a method to capture the data on what areas are participating, how much vegetation is removed and participant's volunteer hours.
  - f) Investigates alternative uses for wood chips

# UPDATE PLANNING DOCUMENTS

---

## A Brief History

Teller County and the Woodland Park area have been the focus of several past initiatives and efforts, including numerous CWPPs, research projects and studies. In March of 2010, the Colorado Forest Restoration Institute (CFRRI) published the Woodland Park Healthy Forest Initiative, Collaborative Case Study (\*source below). As part of the case study, CFRI interviewed numerous participants who are no longer working in the area. The similarity to the responses then to those of today raised an interesting question amongst the Team. What lessons can we learn from the past efforts to facilitate longevity of the efforts today? Just ten years ago, one participant in the WPHFI noted,

*“We should have started to plan our projects more in the beginning—as it worked out it all hooked together, but that might have been more happy coincidence than careful planning.”*

The approach to the project, focused at that time on the Woodland Park area, may have been a “happy coincidence” of successes and accomplishments, however; we believe that the process set in motion years ago have led to some of the challenges of today. Numerous plans, activities and programs grew in amazing ways, yet the original WPHFI organization no longer exists. Regarding the way the original group worked back then is highlighted below.

*Organizational representatives thought that the group worked well because of its ability to work together, yet still conduct independent work apart from the collaborative. As one participant explained, “The big lesson is to try to be part of the group and not let the egos get in the way, but still be able to do things independently so that you don’t have to wait for group decisions to act.” Groups felt open to sharing ongoing projects and work without feeling that they needed to check in and get approval for every action. By fostering a sense of openness and independence, partners did not feel intimidated by one another or protective of turf. As one participant noted, “People did not get bogged down with whose turf is whose. Everyone just went off in their directions and it all worked together.”*

The focus of the original WPHFI group focused closely on the Woodland Park area but was comprised of the same organizations that are at the table today. The group went so far as to develop an MOU with an overall goal to “...expedite and enhance implementation of forest health, fuels mitigation and biomass projects in the area surrounding Woodland Park, as defined by the Committee, with emphasis placed within and around zone 1 and zone 2 areas as identified in Teller County’s Community Wildfire Protection Plan...”

As TCWC moves forward, it is essential to look to the past and review the various plans and case study with a critical eye. Today, we recommend an approach that acknowledges the contributions of the individuals and lessons learned with a keen eye towards how the group undertakes mitigation together as TCWC moves into the future.

# UPDATE PLANNING DOCUMENTS

---

Teller County and its communities excel at creating Community Wildfire Protection Plans (CWPP). The [CSFS website](#) houses 17 Community Wildfire Protection plans for Teller County. These plans range in age from 2005 to 2018 and vary from HOAs to Cities within the Teller County area. In addition to the Teller County CWPP and the Woodland Park Healthy Forest Initiative, communities with CWPPs in place are:

Arabian Acres, Cripple Cr, Colorado Mountain Estates, Colorado Outdoor Education Camp, Elk Valley, Four Mile and Current Cr, Highland Lakes, Indian Creek, Lone Ranger Road users, Lost Dutchman Resort, Majestic Park, Ridgewood, Ute Lake Recreation Fishery Club, Woodrock Property Owners Association.

The plans contain wildfire risks, values at risk, priorities for the community and action plans. Several plans provide information on accomplished projects and new priorities and address components of evacuation. In 2009, CSFS revised the CWPP minimum standards and developed a template, prompting some revisions. Although many CWPPs are dated, some have been updated to reflect additional findings. Some CWPPs address items such as ingress and egress concerns and the need for survivable space if their evacuation route is poor. There is little consistency in the evaluation of wildfire risk. The Teller County CWPP indicates it is broadscale and not suitable for on the ground project design.

Codes and ordinances can play an important role in community risk reduction in communities that embrace and enforce them. The most effective codes and ordinances can be simple modifications of current code specifically designed and embraced by the local community to meet specific needs. Without buy-in from residents or understanding of intent, specifically with current science, code requirements are often viewed as additional cost/burdens.

Teller County does have some code in place related to wildfire mitigation for new developments. Land Use Regulations state:

*Adopted 12-06-07 – Effective 01-01-08 – Amended 01-14-10  
When the Standards for approval of a development permit application require that Wildfire Hazard Areas be satisfactorily addressed, the provisions of Section 6.5 Wildfire Hazard Areas apply. Requires standards for mitigation are met depending on risk rating in CWPP (Teller County Land Use Regulations - CHAPTER 6: CRITICAL AREAS - Page 38 of 41).*

## **Findings:**

1. Through our interviews and SWOT findings it appears CWPPs are not widely used or understood by all members of the Council or communities that have CWPPs.
2. Ingress and egress routes and building standards were raised as concerns across the county.



# UPDATE PLANNING DOCUMENTS

3. Teller County and City of Woodland Park Planning departments noted a desire to require minimum standards for WUI construction, mitigation, ingress and egress in new and existing developments; however, residents often resist regulations and being told what to do.

## **Recommendations:**

### **Share and evaluate existing plans as a Council.**

- a) Review the existing priorities and risk assessments identified in the large-scale CWPPs (2018 GWPHF, 2009 Teller County, 2010 WPHFI) and assess if they are still relevant.
- b) If the risks have changed or the assessment is deemed incomplete, revise and revisit.

### **Use maps to help confirm priorities and focus areas of the group.**

- a) Create map(s) with the following identified:
  - i. Completed project with dates of completion.
  - ii. Planned and ongoing projects
  - iii. Land ownership and jurisdictions
  - iv. NEPA-cleared lands
- a) Collaboratively agree upon the priorities

**Do not update plans if the Council is not going to use them. Consider combining plans where appropriate** or revise the formatting for easier use. Put plans where they are easily accessible to all, like the Teller County Website.

- a) When considering updating a CWPP, evaluate the need by answering these questions:
  - i. Why is the update needed?
  - ii. What has been accomplished since the original document was drafted?
  - iii. What has changed?



**If an update to the Teller County Plan is a priority to the Council, ensure that it provides specificity for mitigation projects,** identifying moderate to high risk areas and the actions which can be taken. Include in the updated plan:

- a) An introduction to TCWC, including the mission, vision, goals, objectives. Identify TCWC priority mitigation areas based on risk criteria and maps using TCWC values at risk and priorities identified with tools such as the CSFS Forest Atlas.

# UPDATE PLANNING DOCUMENTS

- b) Track and compile mitigation accomplishments from communities doing mitigation work in order to provide the community with acres treated and other accomplishments.
- c) Current and future mitigation projects affecting TCWC

**Consider Community Assessments instead of community-level CWPPs.** Assessments are quick and can be done with less effort.

- a) Community Assessments contain very specific recommendations and action plans for communities to start taking action and no approval process is needed.

**WUI codes and ordinances are not a viable mitigation tool for every community.** Codes and ordinances require a significant investment in time to develop, maintain, and enforce. Many communities will not tolerate regulations or do not have the capacity to adopt, implement, and enforce them.

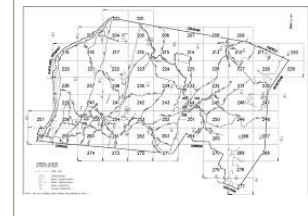
**It is important to remember that codes are only as good as their enforcement.**

- a) Review current County and City codes and evaluate if they are the appropriate tool for requiring minimum standards.
- b) Rely on resources from City and County planning departments of adjacent communities and cities to provide specific details as to their respective codes

## Template Community Wildfire Risk Assessment

**Define Community:** Briefly describe the ecosystem, number and style or age of homes, roads, and land uses.

### Location Map



**Wildfire Risk:** Describe how a wildfire is likely to start and spread within the community.

### Wildfire Preparedness Activities:

Describe past and current wildfire preparedness activities in the neighborhood.

**Community Strengths and Vulnerabilities:** Provide photos and brief descriptions of common strengths and vulnerabilities of the community in the following categories:

- Access
- Home construction and landscaping
- Defensible Space/fuels
- Community fuels breaks and safe zones
- Fire suppression resources and challenges

**Evacuation Readiness:** Describe the community and individual household evacuation readiness or needs.

### Plan of Action:

1. Based on the vulnerabilities and beliefs about fire risk and spread in your community, create a list of achievable actions to reduce the risk and make community members more prepared for wildfire.
2. Keep in mind the five areas of consideration for a Fire Adapted Community: Evacuation readiness, Access, Built Environment, Defensible Space, Community protection


# UPDATE PLANNING DOCUMENTS

and ordinances. Colorado Springs has a long history and experience working on the drafting and adopting a Wildland Urban Interface Code, specific to their respective community.

There is an opportunity to **interface with County Planning and the City of Woodland Park Planning** as to the required minimum standards for WUI construction, mitigation, ingress and egress in new and existing developments.

- a) When applicants apply for permits through the building departments provide them with wildfire mitigation, defensible space and home hardening resources.
- b) Ensure new residents both currently in Teller County, and those new to the area, are familiar with the risk and hazards of living in a wildfire area.

**Outreach and education (communication) with residents is often more effective than codes in getting mitigation done** on the ground. Using techniques such as one-on-one discussions or property assessments, and neighborhood ambassador programs have all proven to be effective.



\*Woodland Park Healthy Forest Initiative, Collaborative Case Study:  
[https://cfri.colostate.edu/wp-content/uploads/sites/22/2018/03/2010\\_WPHFCollaborationCaseStudy.pdf](https://cfri.colostate.edu/wp-content/uploads/sites/22/2018/03/2010_WPHFCollaborationCaseStudy.pdf)

# FUNDING OPPORTUNITIES

---

A lack of funding is often cited as a common barrier to getting more work done. Nationally mitigation is traditionally underfunded and obtaining a dollar is harder than ever. The most successful programs get the most money, while others struggle to get off the ground. TCWC is in a unique position with partners relatively successful in obtaining funding from diverse resources.

Seeking funding from a diversity of sources is a mainstay to developing sustainable mitigation programs. Local businesses, individuals and organizations all must come to the table and make investments to reduce risk. Expecting federal, state and local governments to carry the financial burden alone will



never lead to fire adapted and resilient communities. TCWC must seek financial contributions from residents who have the means and support those who do not. This investment provides a sense of ownership and value. The investments also allow for the expansion and sustainment of the work.

When funding becomes limited support volunteers and empower residents to undertake low cost mitigation activities. Provide the guidance and mentorship. Grab a rake or a saw and help your neighbors.

## **Findings:**

1. TCWC partners support each other through grant planning and writing assistance, direct funding, and through the leveraging of diverse financial resources to support a suite of mitigation activities.
2. Several mitigation programs are active in the area, including a slash drop off site, a chipper program, and cost-share programs managed by CUSP, NRCS, and the CSFS.
3. The cost of mitigation may limit participation when working with retirees and lower income residents and concerns were raised regarding the cost of the existing mitigation programs.
4. The County has proposed a new free chipper service in partnership with several area fire departments. A firewood donation program for low income families will be



# FUNDING OPPORTUNITIES

---

coordinated with the chipper program by faith-based organizations

5. CSFS grant funding is becoming less available and more competitive.
6. Mitigation work is predominantly funded through non-guaranteed/competitive sources (grants) obtained from only a few sources.
7. While some sources of funding are limited other opportunities exist to support mitigation actions.
  - a) Colorado Springs Utilities, CSFS, and the USFS recently entered into an agreement which provides funding to support forestry management activities within the County on both public and private lands.
8. There is confusion regarding several of the existing funding mechanisms.

## **Recommendations:**

**Work with area social services or community-based organizations to identify who may need additional support and services.**

- a) Work with Help the Needy, Teller County Department of Human Services and others to develop a process which determines eligibility.

**Develop a volunteer mitigation cadre** to provide low cost or free of charge mitigation services for those who cannot pay for services. Look to other existing like-minded organizations such as CS Extension Master Gardeners and Master Naturalist, CUSP and the Palmer Land Trust as potential volunteers or for volunteer management guidance and support.

- a) Capture the in-kind (soft match) hours from TCWC meetings and events. Request that others do the same if they are not. The collection of these hours can be used as match to grants and awards and can highlight to funders or donors the local commitment.

## **Assess current programs for cost efficiency**

- a) Review existing mitigation programs, including; the chipper program, ROW projects, slash site, home assessment and cost share programs to assess:
  - i. Customer's acceptance of current cost
  - ii. Goals, objectives & outcomes
  - iii. Efficiencies
  - iv. Cost effectiveness

**Before developing “free of charge” mitigation programs, consider both the positive and negative outcomes.**

- a) Free programs are great to increase participation; however, the sustainability of the program may be threatened when demand exceeds local capacity or when funding is unavailable.

# FUNDING OPPORTUNITIES

---

- b) Providing free services can create an expectation that work will always be free. When not free, residents may be less willing to complete work.
- c) Consider the impact upon the private sector when developing low cost and free service.



**Work on funding opportunities together.** Currently funding is primarily sought and gained individually or through individual partnerships - this process while effective, does not ensure the diverse inclusion of additional Coalition members.

- a) Share potential collaborative grant opportunities and plans to the entire Council. Seek input, guidance and work together as funding becomes available.
- b) Describe current funding mechanisms as a Council.
  - i. USFS / CSFS: Explain Good Neighborhood Authority funding works. (Uses & limitations)
  - ii. Colorado Springs Utilities: explain funding and associated agreements.
  - iii. CSFS, CUSP, Palmer Land Trust: share current mitigation funding (goals, objectives, location, uses and timelines).
- c) A potential source of funding to support a Teller County OEM/Fire Department Chipping Program could be the DHS/FEMA/AFG/Fire Prevention & Safety Grant Program, which added a category of WUI Community Risk Reduction in FY 2019 that included 'Community Woodchipper Program' as an eligible activity and supported funding for staffing a chipper program. The link to the grant program can be found in the toolbox and FY 2020 funding is expected to open in early 2021.

**Empower residents to complete work without funding.**

- I. Provide guidance and technical assistance on low and no cost mitigation activities.

# THE TEAM

---

The Community Mitigation Assistance Team (CMAT) is sponsored by the U.S. Forest Service to assist communities impacted by wildfire. CMATs are comprised of public and private wildland-urban interface (WUI) mitigation professionals from across the country. The Team provides technical and strategic mitigation support to build and strengthen sustainable mitigation programs. The team mentors organizations, helps to identify and provide tools, advises on the highest priorities for risk reduction, and shares best management practices for mitigation.



## Team Members:

### In Person Team

Pam Wilson – CMAT Team Leader  
Consultant, Board Member, Fire  
Adapted Colorado, CO  
[paminhosp@gmail.com](mailto:paminhosp@gmail.com)



Jen Haas – Outreach & Wildfire  
Preparedness Coordinator  
Mountain Valleys RC&D Council, NC



Mike Jensen – Associate Professor,  
WA State University Extension,  
Firefighter EMT South Pend Oreille  
Fire & Rescue, WA



### Virtual Team

Liz Davy – District Ranger, U.S. Forest  
Service, Caribou-Targhee National  
Forest, ID



Jennifer Dietz – Program Manager  
International Associate of Fire Chiefs,  
Wildland Fire Programs, VA



# APPENDIX A – PARTNERSHIP STEPS

---

## - The First 10 Steps - Strengthening Your Partnership

1. Meet on a monthly basis with consistent days and times for at least the next 6 months. Identify 2-3 individuals who will draft an agenda and send out one week before meeting to allow Council members to propose additions/changes.
2. Review Teller County Wildfire Council CMAT Report and prioritize the recommendations to include in your Goals and Objectives.
3. Review Woodland Park Healthy Forest Initiative Collaboration Case Study.
4. Work together to finish your Goals and Objectives and vet Mission/Vision/Goals/Objectives with full membership and seek consensus.
5. Define your membership structure (core, auxiliary, committees) and create a list of

partners' roles within the Council and outline how they will participate.

6. When you can meet in person, rotate the meeting location around the county to increase participation in other regions.
7. Set up virtual platform for information sharing (key documents, contact lists, planned projects, funding opportunities, etc.).
8. Identify mitigation accomplishments from past five years across Council member organizations.
9. Create a map of current and completed mitigation projects. Identify the next project based on unified priority and ensure that the project can have multiple benefits.
10. Develop an action plan that identifies specific objectives and who is responsible for each.

# APPENDIX B – MEETING AGENDAS

---

## - Six Months of Meeting Agendas -

### 1) 1<sup>st</sup> Meeting Post CMAT (November)

- Share CMAT guidance document with all TCWC members and ask them to review pre-meeting
- Discuss CMAT guidance document, focusing on recommendations you want to act on
- Share the mission/vision/goals & objectives proposed during CMAT workshop, engage all participants in exercise to further develop and reach consensus.
- Determine a consistent meeting day, time and location and facilitator for each meeting.
- Review contact list and discuss what organizations should be invited to play an active role in the Council
  - Invite those identified to the next Council meeting
  - Share “Services List” with deadline of December meeting set for completion.

### 2) TCWC December Meeting

- Vet draft mission/vision/goals/objectives with entire partnership and finalize.
- Develop TCWC structure such as core and auxiliary members or a subcommittee structure.
- Determine if TCWC wants MOUs, agreements with all partners, bylaws.
- Determine how you make decisions. Consensus? Other?
- Have participants review GWPFI CWPP and Teller County CWPP before next meeting
- Have one Council member active in mitigation share what services they provide and the projects they are working on.
- Request Council members provide accomplishments
- Develop a media release to publicly announce the Council to the community.

### 3) TCWC January Meeting

- Review GWPFI CWPP and Teller County CWPP findings with entire partnership.
- Determine if existing plan and priorities are adequate, or if they need updates.
- Determine if other areas should be included in existing plans or if additional plans should be written.
- Review maps and begin to consolidate treatment, risk and priority areas. Designate a working group to work on this item.
- Propose a Mitigation Partnership Annual Operating Plan, assign a working group to put together draft which focuses on the main CMAT themes identified.
  - Have the draft plan complete by next meeting.



# APPENDIX B – MEETING AGENDAS

---

- Have one Council member active in mitigation share what services they provide and the projects they are working on.

## 4) TCWC February Meeting

- Share the draft AOP and seek approval.
  - Designate working groups to support the activities
- Set timelines and milestones
- Review 2020 accomplishments and celebrate successes
- Begin planning collaborative on-the-ground projects including chipper programs and engagement work.
- Check on status of ongoing projects
- Review processes and services available to support low income and elderly individuals who need additional support.
- Have one Council member active in mitigation share what services they provide and the projects they are working on.

## 5) TCWC March Meeting

- Prior to summer, plan to increase engagement activities. Work with organizations that are completing home assessments and pool the resources to focus on high risk areas.
- Check on status of ongoing projects
- Have one Council member active in mitigation share what services they provide and the projects they are working on.

## 6) TCWC April Meeting

- Schedule a site visit with council members to a mitigation project to share lessons and challenges. Focus on how the Council can work together and where opportunities may exist. Potential opportunities may include: USFS GNA properties, Colorado Springs Utilities forest management sites.
- Schedule Council volunteer opportunities. Invite members to mitigation events held by other organizations.
- Schedule or support development of mitigation projects to support low income /elderly individuals.
- Have one Council member active in mitigation share what services they provide and the projects they are working on.

# APPENDIX C – N.A.P. CASE STUDY

---

## Wildfire Adapted Partnership, Colorado Neighborhood Ambassador Program Case Study



Participation of residents generally does not come about just because you engage with a homeowner one time through an assessment or handing them brochures. It is important to consider ways that you can continually keep citizens engaged. One option is the development of a Neighborhood Ambassador Program. This program, led by

Wildfire Adapted Partnership, came about after a research project completed by Fort Lewis College in Durango showed “neighbors listen to neighbors.”

The design of the Ambassador program promotes personal responsibility of the homeowner by providing “support” to empower homeowners to take action and also continuity of the program (i.e. when you need to step down as the Ambassador, you find someone to take your place).

Ambassadors are volunteers who strive to engage and mobilize their neighborhoods and communities to improve wildfire readiness. The variety of activities they undertake may include, but are not limited to, education, promoting community work days, writing Community Wildfire Protection Plans, planning and implementing mitigation projects, and tracking volunteer hours (both their own and those of their neighbors).

In setting up an Ambassador Program it is key to let them know what types of support you can offer them in return. Wildfire Adapted Partnership provides a mandatory 4-hour Ambassador Orientation to share information and benefits of the Ambassador Program, introduce key partners like the State Forest Service, local

fire chief or county mitigation specialist as well as provides Ambassadors a resource notebook (a copy has been provided to Lesley Williams, USFS).

Perhaps the most important support the program offers is a point of contact for residents who have questions. That point of contact, county coordinators in WAP’s case, knows other key players to refer the resident to if they are unable to answer the question or provide the technical assistance needed.

According to WAP, an Ambassador is:

- Motivated and committed to preparing for wildfire in his/her neighborhood
- Ready to lead by example by creating a fire-adapted home with good defensible space.
- Willing to work with neighbors and try a variety of strategies to enhance wildfire readiness within their community.
- Able to develop and follow through on education, planning, or fire hazard reduction projects.
- In communication with their community board and keeping them apprised of WAP efforts

The Ambassador is not:

- Required to be a firefighter, wildfire expert, or other wildfire or fuels mitigation professional. The program refers Ambassadors to expert advice, information, presentations, and technical assistance.
- Interested only in protecting his/her home from fire.
- Going to change everyone’s mind overnight. It often takes patience, diligence and tact to overcome a wide range of homeowners’ concerns about doing wildfire mitigation.
- In this alone. Ambassadors receive ongoing training and support through WAP.

# APPENDIX C – N.A.P. CASE STUDY

---

## Lessons Learned along the way:

- **Know your communities/volunteers** – Every area is different, so what works well in one region may not work so well in another. That is why it is important to know the residents, partners and types of projects that will be most successful in your geography and target programs and activities to these strengths. Is there already a strong volunteer base you can tap into? Or maybe there are a couple of neighborhoods who have already taken some strides that you can focus on before expanding to a larger area.
- **Support for Ambassadors** – To have a successful Ambassador Program, it is important to have someone who is available to answer questions and help guide volunteers. If there is not that support, many Ambassadors will not know how to get started and ultimately may not be very successful in this role. Continued communication is also key to keeping Ambassadors motivated. Communication can be regular meetings, newsletters, training, workshops, etc.
- **Encourage Ambassadors to work with others in their neighborhood** - The Ambassadors that have been the most successful are those who have support from their communities. Those with a governance structure such as a HOA or POA can create a Wildfire Preparedness committee, so that the Ambassador can work with additional residents to help share the workload. Also encouraging Ambassadors to recruit another neighbor to be co-Ambassador can help keep some volunteers from getting burned out too quickly. This format also helps to have a succession plan if an Ambassador moves from the area or decides they would like to step down.

- **Tracking accomplishments** – It is important to keep track of hours worked, projects accomplished, etc. for each community from the start. This will allow your program to easily show successes when expanding and looking for additional funding; therefore, having a database or other process for tracking this information set up from the beginning will make the process easier.
- **Celebrate success** – When working with volunteers it is important to recognize all their hard work and commitment. Recognizing accomplishments will help to keep volunteers motivated and committed to your cause.

Wildfire Adapted Partnership, in coordination with the Fire Adapted Communities Learning Network, created a FAC Ambassador Toolkit to help guide organizations that may be looking in to creating a similar Ambassador Program in their area.

The toolkit is available on Wildfire Adapted Partnership's website (<https://www.wildfireadapted.org/>) or: [https://static1.squarespace.com/static/5b28059d266c074ffe39b9b9/t/5bd7648315fcc0d2d293febc/1540842637107/AmbassadorGuide\\_v2018-09-24.pdf](https://static1.squarespace.com/static/5b28059d266c074ffe39b9b9/t/5bd7648315fcc0d2d293febc/1540842637107/AmbassadorGuide_v2018-09-24.pdf)

For more information, contact Wildfire Adapted Partnership at 970-385-8909.

# APPENDIX D – TELLER RESOURCES

---

## Colorado State Forest Service

<https://csfs.colostate.edu/wildfire-mitigation/>

Home Assessments: <https://csfs.colostate.edu/homeowners-landowners/homesite-assessments/>

Forest Restoration & Wildfire Risk Mitigation Grant Program: <https://csfs.colostate.edu/funding-assistance/#frwrmgp>

Protect Your Home, Property & Forest from Wildfire (HIZ, Defensible Space, Structural Ignitability):

<https://csfs.colostate.edu/wildfire-mitigation/protect-your-home-property-forest-from-wildfire/>

Colorado Forest Atlas: <https://csfs.colostate.edu/wildfire-mitigation/colorado-forest-atlas/>

Community Wildfire Protection Plans:

<https://csfs.colostate.edu/wildfire-mitigation/community-wildfire-protection-plans/>

Cost Share Assistance Database:

<http://nrdb.csfs.colostate.edu/>

Landowner Assistance Programs in Colorado:

<https://static.colostate.edu/client-files/csfs/pdfs/Landowner-Assistance-Programs-rev112610.pdf>

CO Firewise USA Sites: <https://csfs.colostate.edu/wildfire-mitigation/colorado-firewise-communities/>

All Colorado CWPPs: <http://csfs.colostate.edu/wildfire-mitigation/colorado-community-wildfire-protection-plans/>

CO Dept. of Revenue Tax Subtraction:

<https://www.colorado.gov/pacific/sites/default/files/Income65.pdf>

Fuel Break Guidelines for Forested Communities:

[https://static.colostate.edu/client-files/csfs/pdfs/fuelbreak\\_guidelines.pdf](https://static.colostate.edu/client-files/csfs/pdfs/fuelbreak_guidelines.pdf)

Protecting Your Home from Wildfire:

Creating Wildfire Defensible Zones:

[http://static.colostate.edu/client-files/csfs/pdfs/FIRE2012\\_1\\_DspaceQuickGuide.pdf](http://static.colostate.edu/client-files/csfs/pdfs/FIRE2012_1_DspaceQuickGuide.pdf)

Gambel Oak Management:

<https://extension.colostate.edu/topic-areas/natural-resources/gambel-oak-management-6-311/>

Landowner's Guide to Thinning:

[https://static.colostate.edu/client-files/csfs/pdfs/landowner\\_g4thin\\_scr.pdf](https://static.colostate.edu/client-files/csfs/pdfs/landowner_g4thin_scr.pdf)

<http://www.firewise.org/wildfire-preparedness/be-firewise/home-and-landscape.aspx>

Firewise Plant Materials: <https://extension.colostate.edu/topic-areas/natural-resources/firewise-plant-materials-6-305/>

Forest Home Fire Safety:

<https://extension.colostate.edu/topic-areas/natural-resources/forest-home-fire-safety-6-304/>

Grass Seed Mixtures to Reduce Wildfire Hazard:

<https://static.colostate.edu/client-files/csfs/pdfs/06306.pdf>

Living With Fire - A guide to the Homeowner:

<https://static.colostate.edu/client-files/csfs/pdfs/LVF51303.pdf>

Firewise Construction: Site Design and Building Materials:

<https://static.colostate.edu/client-files/csfs/pdfs/firewise-construction2012.pdf>

# APPENDIX D – TELLER RESOURCES

---

## **Teller County**

Teller County Office of Emergency

Management: <https://www.co.teller.co.us/OEM/default.aspx>

Teller County Wildfire Preparedness:

<https://www.co.teller.co.us/OEM/WildFirePrep.pdf>

Teller County's Guide for Community Preparedness (Be Aware and Prepare for Wildfire):

[https://www.co.teller.co.us/OEM/Teller\\_OEM\\_2015.pdf](https://www.co.teller.co.us/OEM/Teller_OEM_2015.pdf)

Teller Co CWPP (2010):

<https://www.co.teller.co.us/Miscellaneous/CWPP2011/CWPP2011update.pdf>

Teller County Extension:

<https://teller.extension.colostate.edu/>

“Firewise Landscaping and Home Defensible Space”  
presentation by County Extension Director Teller County  
Mark Platten [https://youtu.be/VGXAf3qG\\_\\_U](https://youtu.be/VGXAf3qG__U)

## **Non-Profits**

Pike National Forest: <http://www.fs.usda.gov/psicc>

Palmer Land Trust: <https://www.palmerlandtrust.org>

Help the Needy: <https://www.htntc.org>

Coalition for the Upper South Platte: <http://cusp.ws/>

Coalitions and Collaboratives, Inc: <https://co-co.org>

Fire Adapted Colorado: <https://fireadaptedco.org>

## **Federal Government**

Pike National Forest: <http://www.fs.usda.gov/psicc>

Bureau of Land Management, Royal Gorge Field Office:

<https://www.blm.gov/office/royal-gorge-field-office>

Natural Resources Conservation

Service: <http://www.co.nrcs.usda.gov/>

National Fire Risk Map: <https://wildfirerisk.org>

International Association of Fire Chief's Ready Set Go!

Program: <http://www.wildlandfirersg.org/>

## **Wildfire and Insurance**

Rocky Mountain Insurance Information Association

[http://www.rmiia.org/about\\_rmiia.asp](http://www.rmiia.org/about_rmiia.asp)

Insurance Institute for Business and Home Safety

<https://ibhs.org/risk-research/wildfire/>



# TELLER COUNTY TOOLBOX



<https://tinyurl.com/yxfoyov9>



## FOR MORE INFORMATION

**U. S. D. A. National Forest Service CMAT**

Greg Philipp – Acting Forest Service CMAT Coordinator

Office: (828) 460-0049 [greg.philipp@usda.gov](mailto:greg.philipp@usda.gov)