



Methamphetamine In The Forests:



Safety and Awareness Training

How Big Is The Problem?

National Meth Use Trends


Meth Lab Trends

How Big Is The Problem?

Meth use and production is growing at an alarming rate in the United States. This growth is stressing the resources of communities.

Public health officials, law enforcement, emergency response, and mental health professionals are struggling to deal with the consequences of meth on users.

On top of this, communities and service providers are struggling with the environmental and health issues associated with clandestine meth labs both large and small.





Methamphetamine In The Forests:



Safety and Awareness Training

How Big Is The Problem?

National Meth Use Trends

Meth Lab Trends

National Meth Use Trends

- **Overall use of meth** _____
- **12.4 million Americans (5.3% of the population) 12 years of age and older have tried meth at least once in their lives.**
- **As of 2004, it was estimated that 583,000 people were meth users.**
- **Spread of meth use across the country**
 - [Click here to see a graphic depiction of the spread of meth use \(PowerPoint show\)](#)
 - [Click here to see the states that reported 10% or more of their hospital admissions to be meth related \(PowerPoint show\)](#)
- **Major focus of county law enforcement agencies**
 - National efforts – Operation Wildfire (video clip)
 - What is the biggest drug problem for counties?
 - Meth arrests in the past 5 years





Methamphetamine In The Forests:



Safety and Awareness Training

How Big Is The Problem?

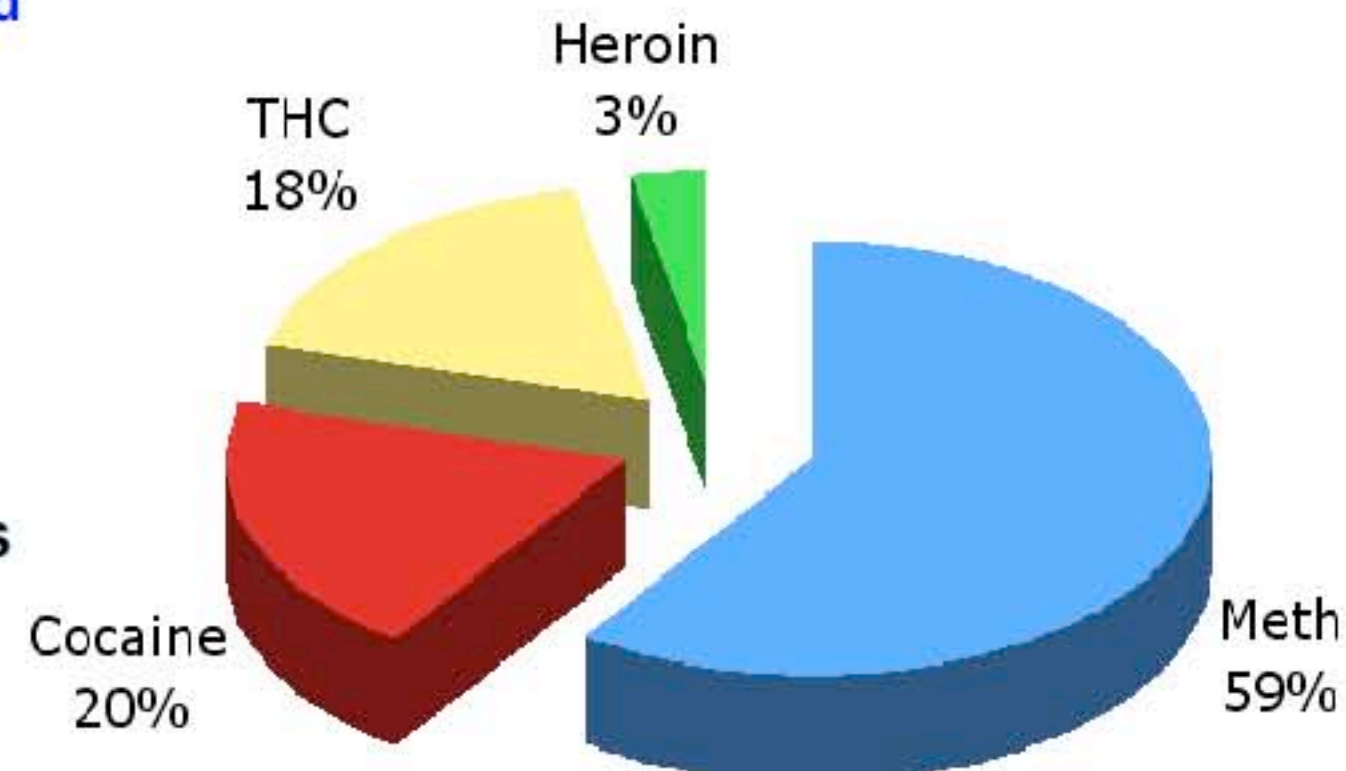
National Meth Use Trends

Meth Lab Trends

National Meth Use Trends

- Overall use of meth
- Spread of meth use across the country
 - [Click here to see a graphic depiction of the spread of meth use \(PowerPoint show\)](#)
 - [Click here to see the states that reported 10% or more of their hospital admissions to be meth related \(PowerPoint show\)](#)
- Major focus of county law enforcement agencies
 - National efforts – Operation Wildfire (video clip)
 - **What is the biggest drug problem for counties?**
 - Meth arrests in the past 5 years

Drug Use Percentages in the United States





Methamphetamine In The Forests:



Safety and Awareness Training

How Big Is The Problem?

National Meth Use Trends

Meth Lab Trends

National Meth Use Trends

- Overall use of meth
- Spread of meth use across the country
 - [Click here to see a graphic depiction of the spread of meth use \(PowerPoint show\)](#)
 - [Click here to see the states that reported 10% or more of their hospital admissions to be meth related \(PowerPoint show\)](#)
- Major focus of county law enforcement agencies
 - National efforts – Operation Wildfire (video clip)
 - What is the biggest drug problem for counties?
 - **Meth arrests in the past 5 years**

75% of counties reported that 40 to 50% of all arrests in the past 5 years were meth related.





Methamphetamine In The Forests:



Safety and Awareness Training



How Big Is The Problem?

National Meth Use Trends

Meth Lab Trends

Meth Lab Trends

Lab Seizures Nationwide

- 1999

- 2000

- 2001

- 2002

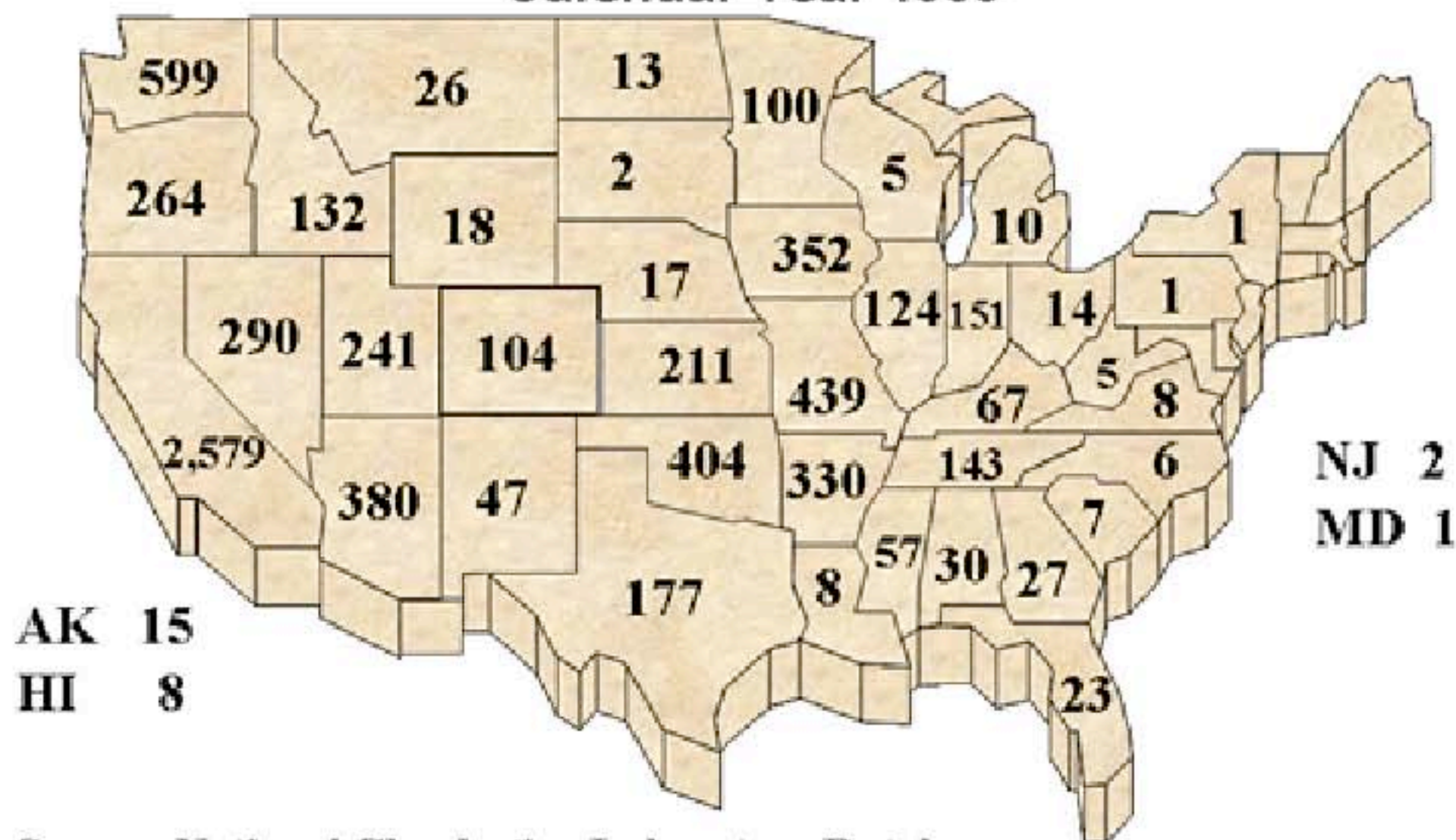
- 2003

- 2004

- 2005

- 2006

Total of All Meth Clandestine Laboratory Incidents Including Labs, Dumpsites, Chem/Glass/Equipment Calendar Year 1999



Source: National Clandestine Laboratory Database
Total: 7,438 / 43 States Reporting
Dates: 01/01/99 to 12/31/99



Methamphetamine In The Forests:



Safety and Awareness Training



How Big Is The Problem?

National Meth Use Trends

Meth Lab Trends

- 1999

- **2000**

- 2001

- 2002

- 2003

- 2004

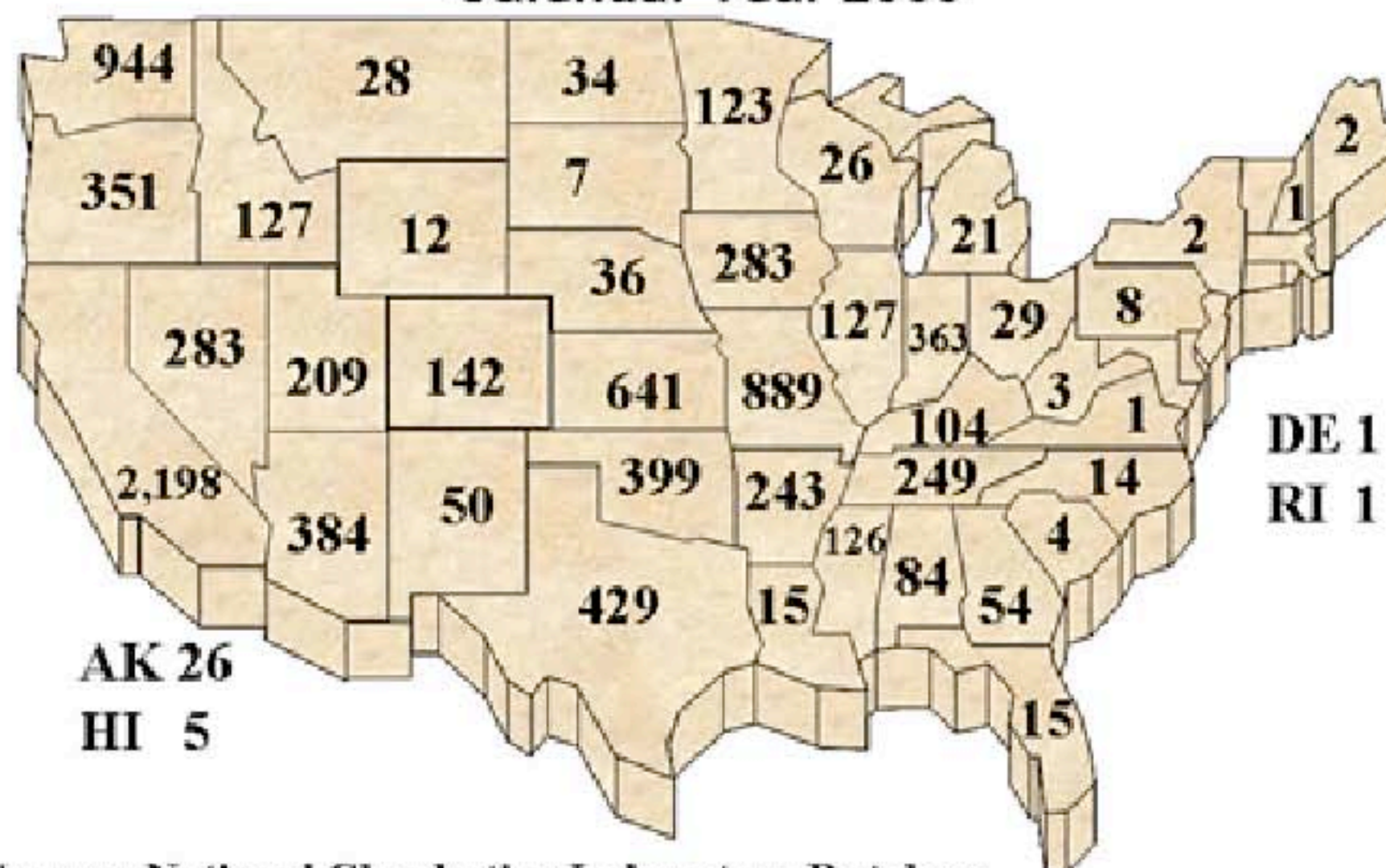
- 2005

- 2006

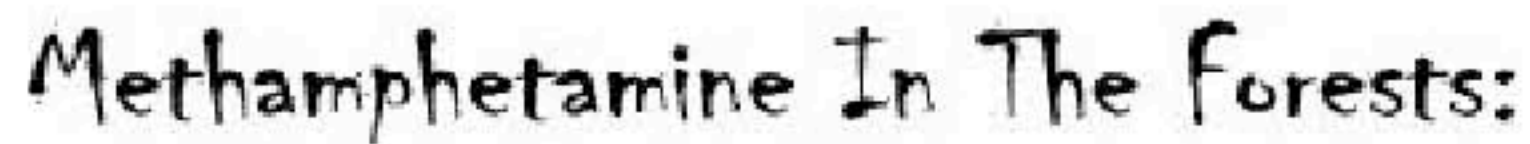
Meth Lab Trends

Lab Seizures Nationwide

Total of All Meth Clandestine Laboratory Incidents
Including Labs, Dumpsites, Chem/Glass/Equipment
Calendar Year 2000



Source: National Clandestine Laboratory Database
Total: 9,092 / 44 States Reporting
Dates: 01/01/00 to 12/31/00



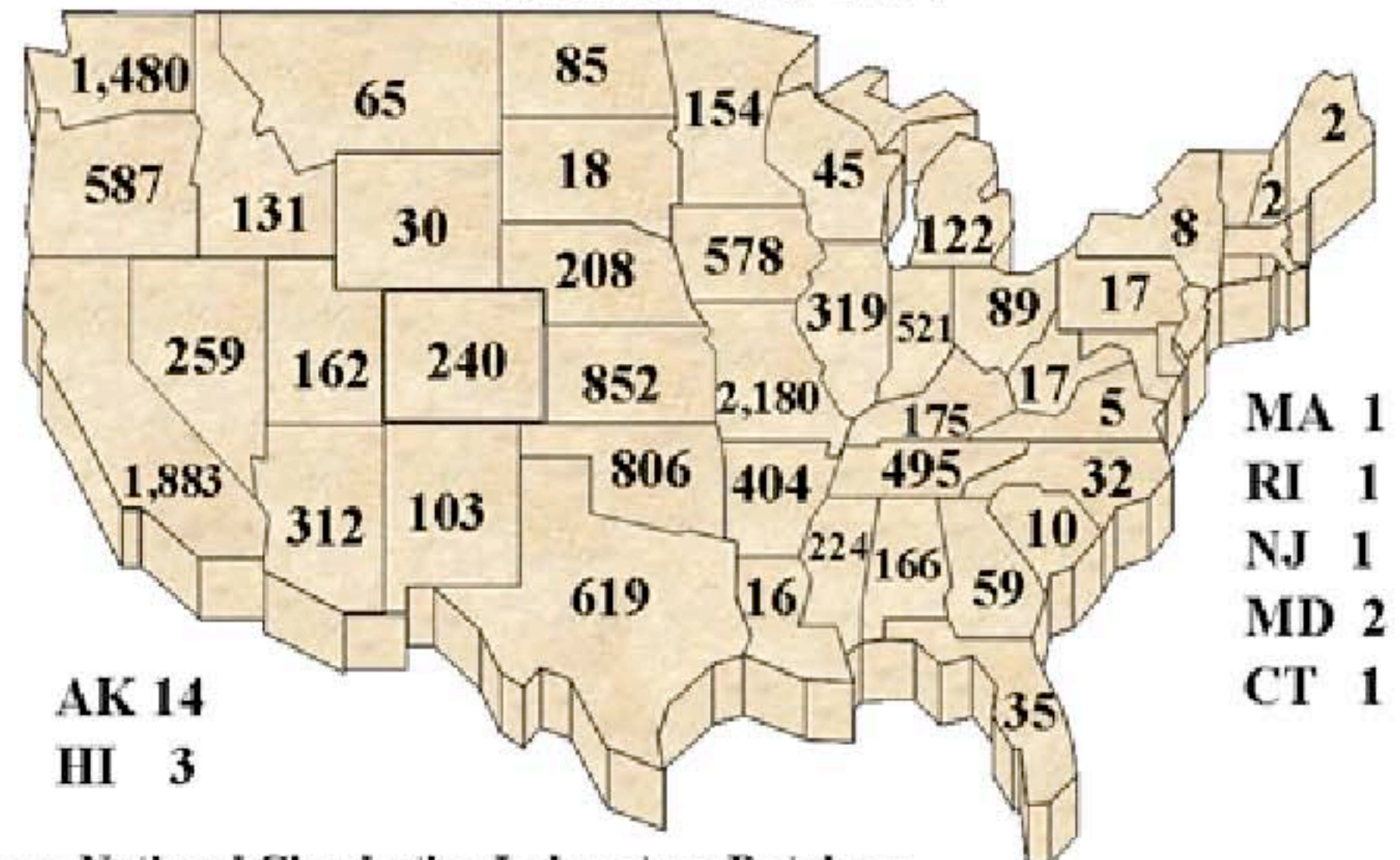
Meth Lab Trends

Lab Seizures Nationwide

Meth Lab Trends

- 1999
- 2000
- 2001
- 2002
- 2003
- 2004
- 2005
- 2006

**Total of All Meth Clandestine Laboratory Incidents
Includes Labs, Dumpsites, Chem/Glass/Equipment
Calendar Year 2001**



Source: National Clandestine Laboratory Database
Total: 13,537 / 47 States Reporting
Dates: 01/01/01 to 12/31/01



Methamphetamine In The Forests:



Safety and Awareness Training



How Big Is The Problem?

National Meth Use Trends

Meth Lab Trends

Meth Lab Trends

Lab Seizures Nationwide

- 1999

- 2000

- 2001

- **2002**

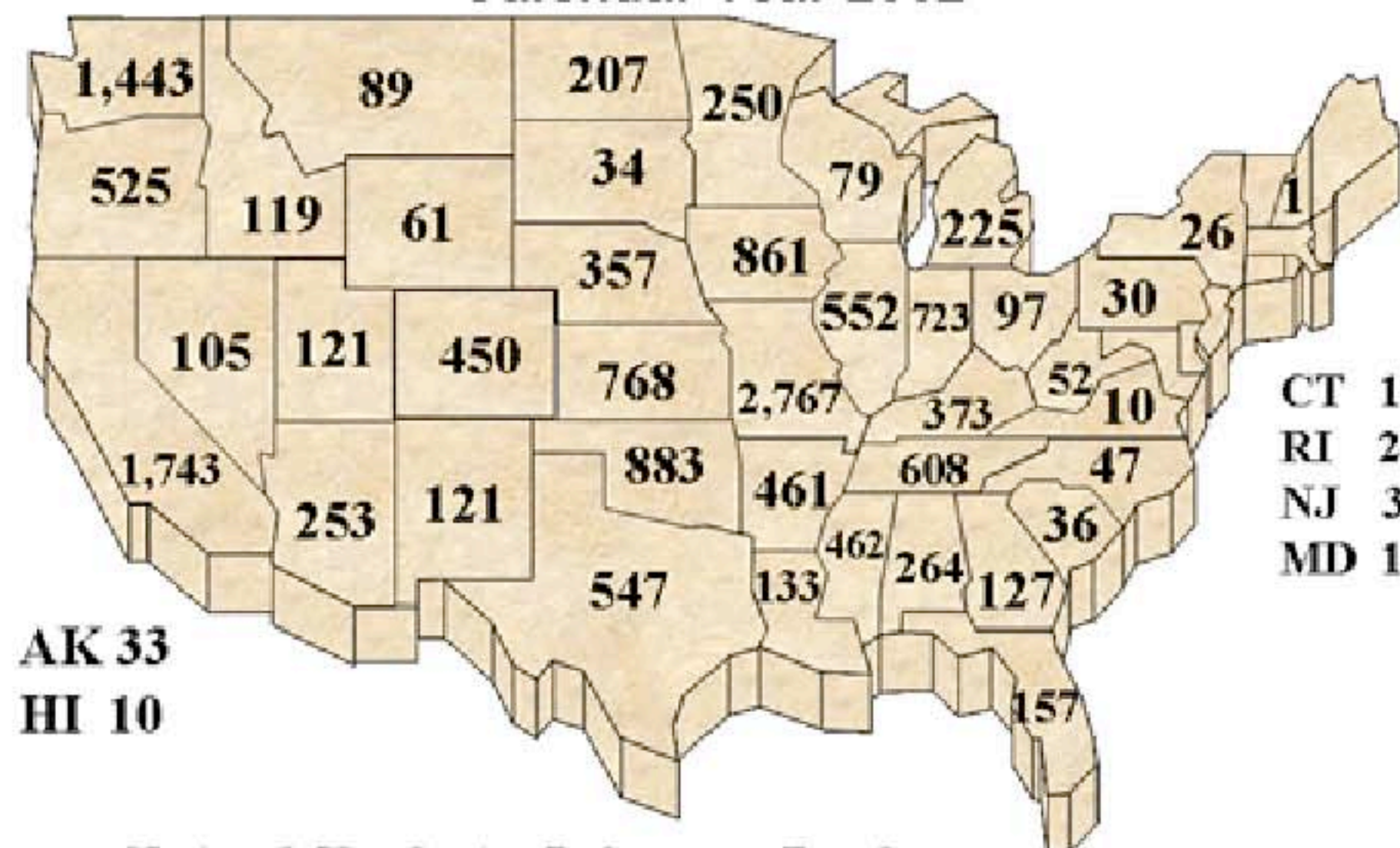
- 2003

- 2004

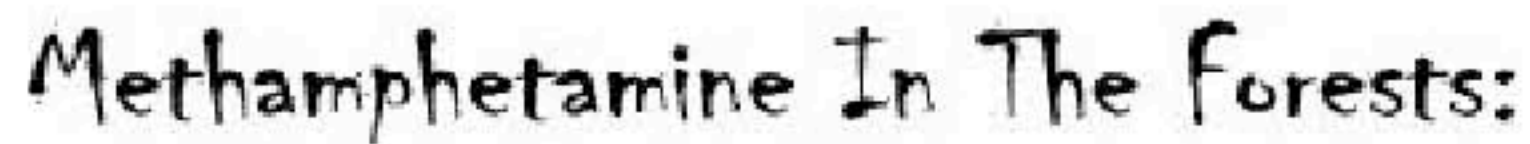
- 2005

- 2006

Total of All Meth Clandestine Laboratory Incidents Including Labs, Dumpsites, Chem/Glass/Equipment Calendar Year 2002



Source: National Clandestine Laboratory Database
Total: 16,212 / 46 States Reporting
Dates: 01/01/02 to 12/31/02



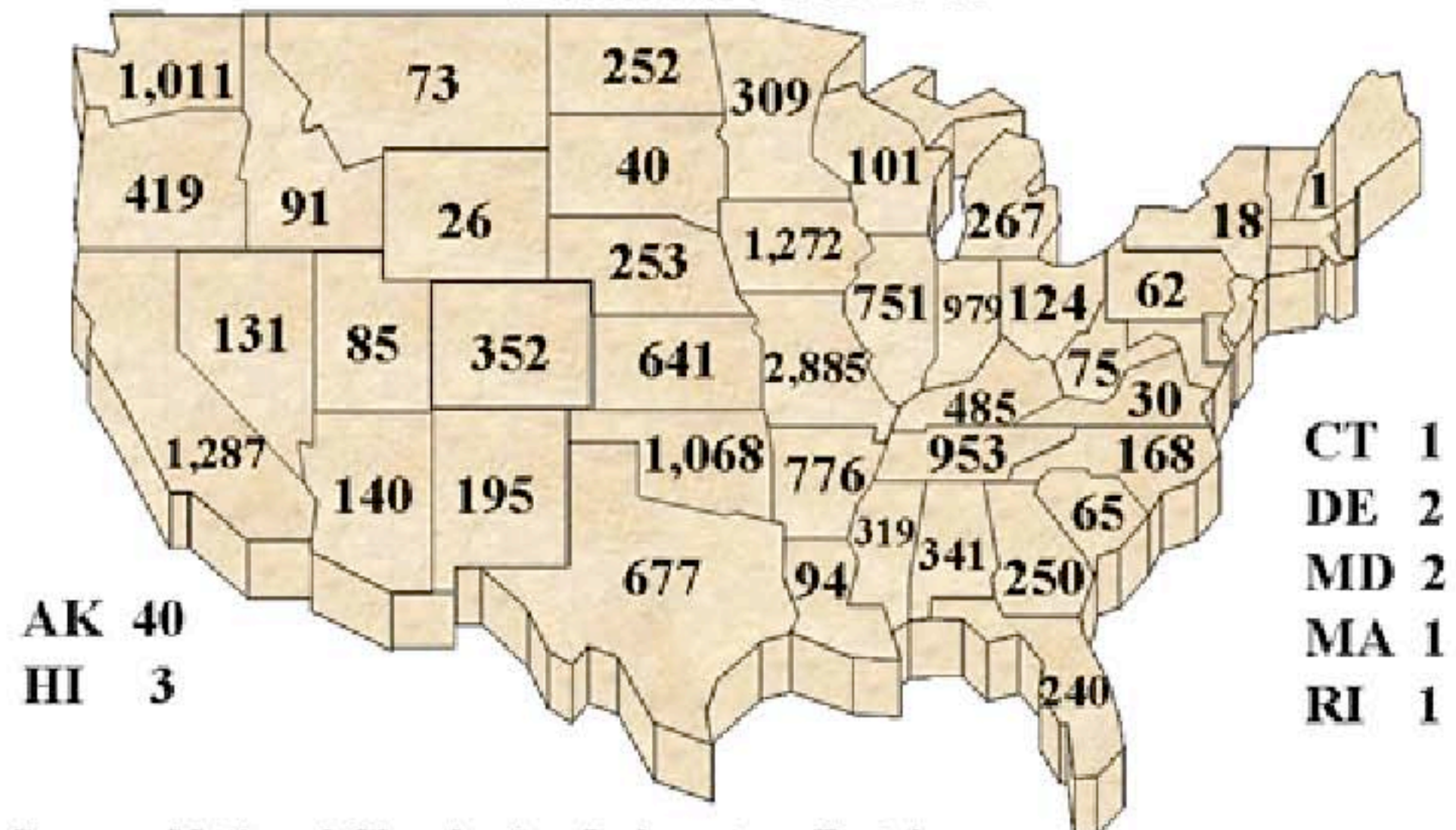
National Meth Use Trends

Meth Lab Trends

Meth Lab Trends

Lab Seizures Nationwide

**Total of All Meth Clandestine Laboratory Incidents
Including Labs, Dumpsites, Chem/Glass/Equipment
Calendar Year 2003**



Source: National Clandestine Laboratory Database
Total: 17,356/ 47 States Reporting
Dates: 01/01/03 to 12/31/03

- 1999
- 2000
- 2001
- 2002
- **2003**
- 2004
- 2005
- 2006



Methamphetamine In The Forests:



Safety and Awareness Training

How Big Is The Problem?

National Meth Use Trends

Meth Lab Trends

Meth Lab Trends

Lab Seizures Nationwide

• 1999

• 2000

• 2001

• 2002

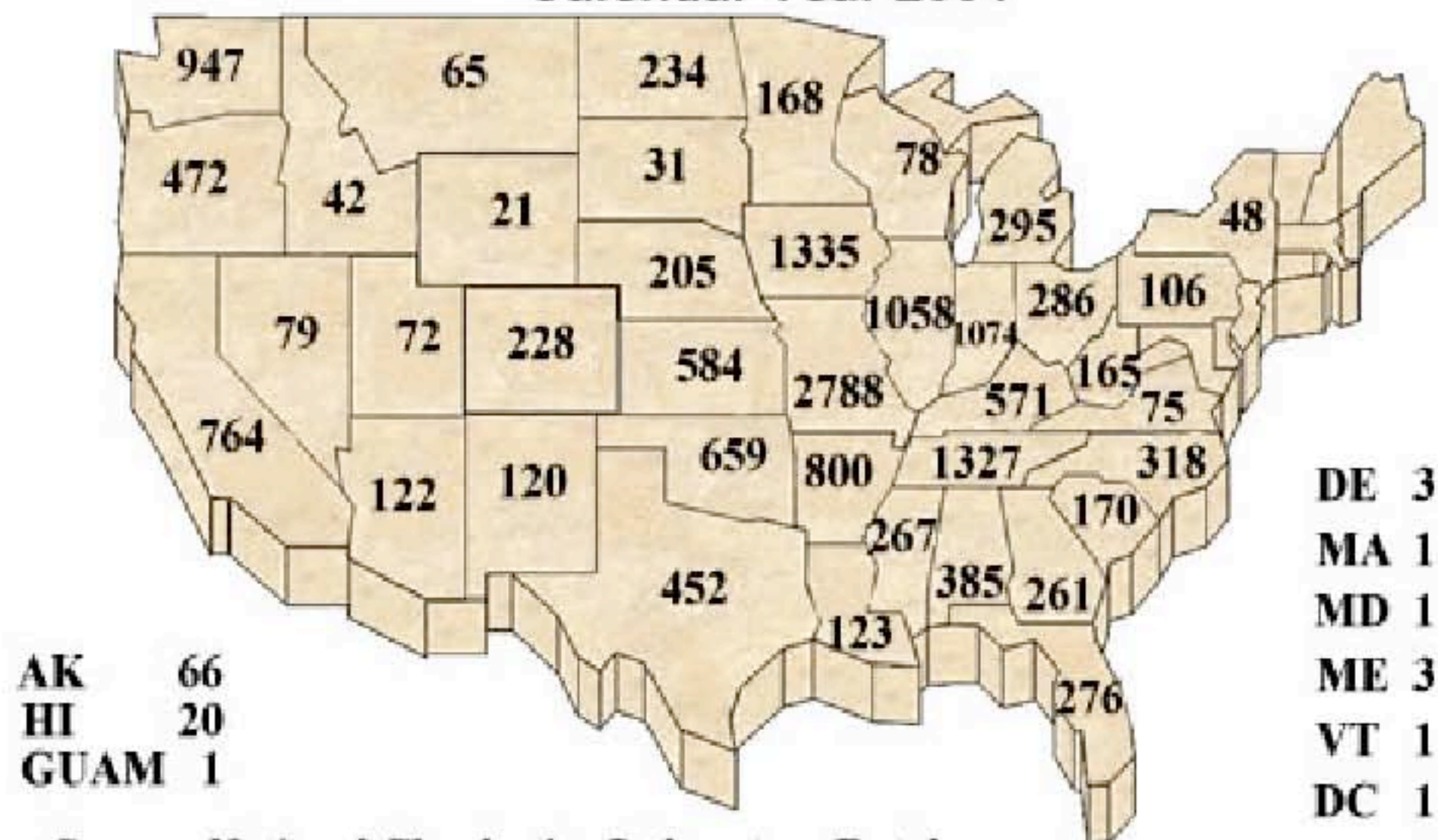
• 2003

• **2004**

• 2005

• 2006

Total of All Meth Clandestine Laboratory Incidents
Including Labs, Dumpsites, Chem/Glass/Equipment
Calendar Year 2004



Source: National Clandestine Laboratory Database
Total: 17,170

map last updated on August 18, 2005



Methamphetamine In The Forests:



Safety and Awareness Training

How Big Is The Problem?

National Meth Use Trends

Meth Lab Trends

Meth Lab Trends

Lab Seizures Nationwide

• 1999

• 2000

• 2001

• 2002

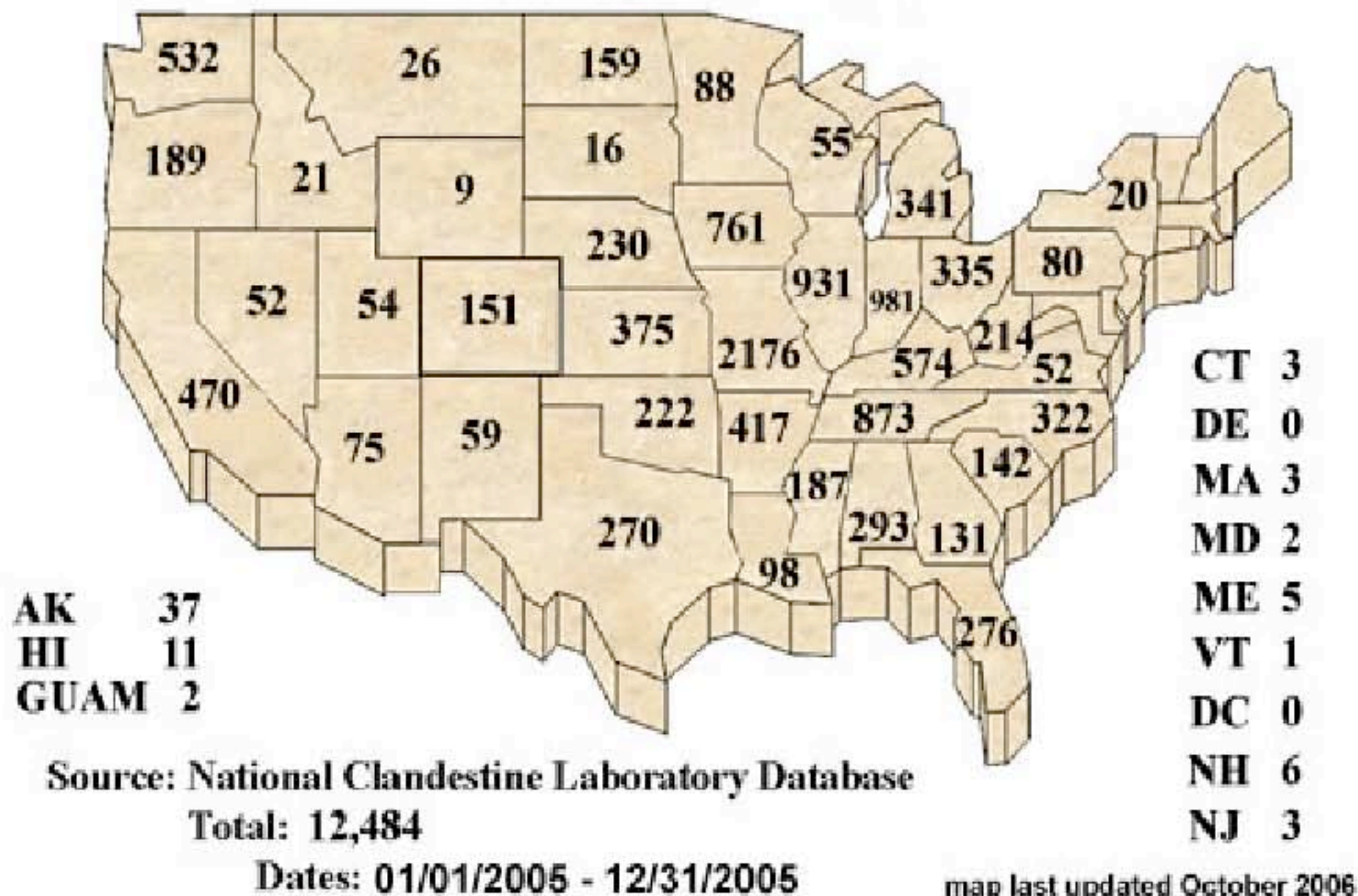
• 2003

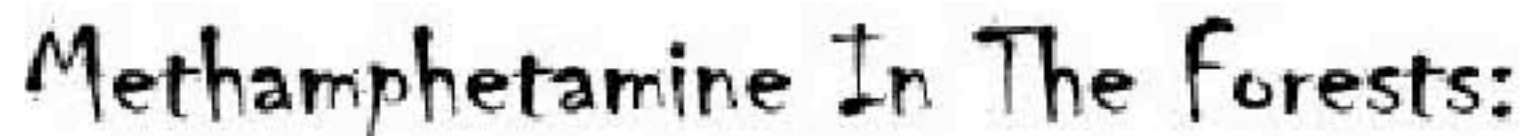
• 2004

• **2005**

• 2006

Total of All Meth Clandestine Laboratory Incidents
Including Labs, Dumpsites, Chem/Glass/Equipment
Calendar Year 2005





Safety and Awareness Training

How Big Is The Problem?

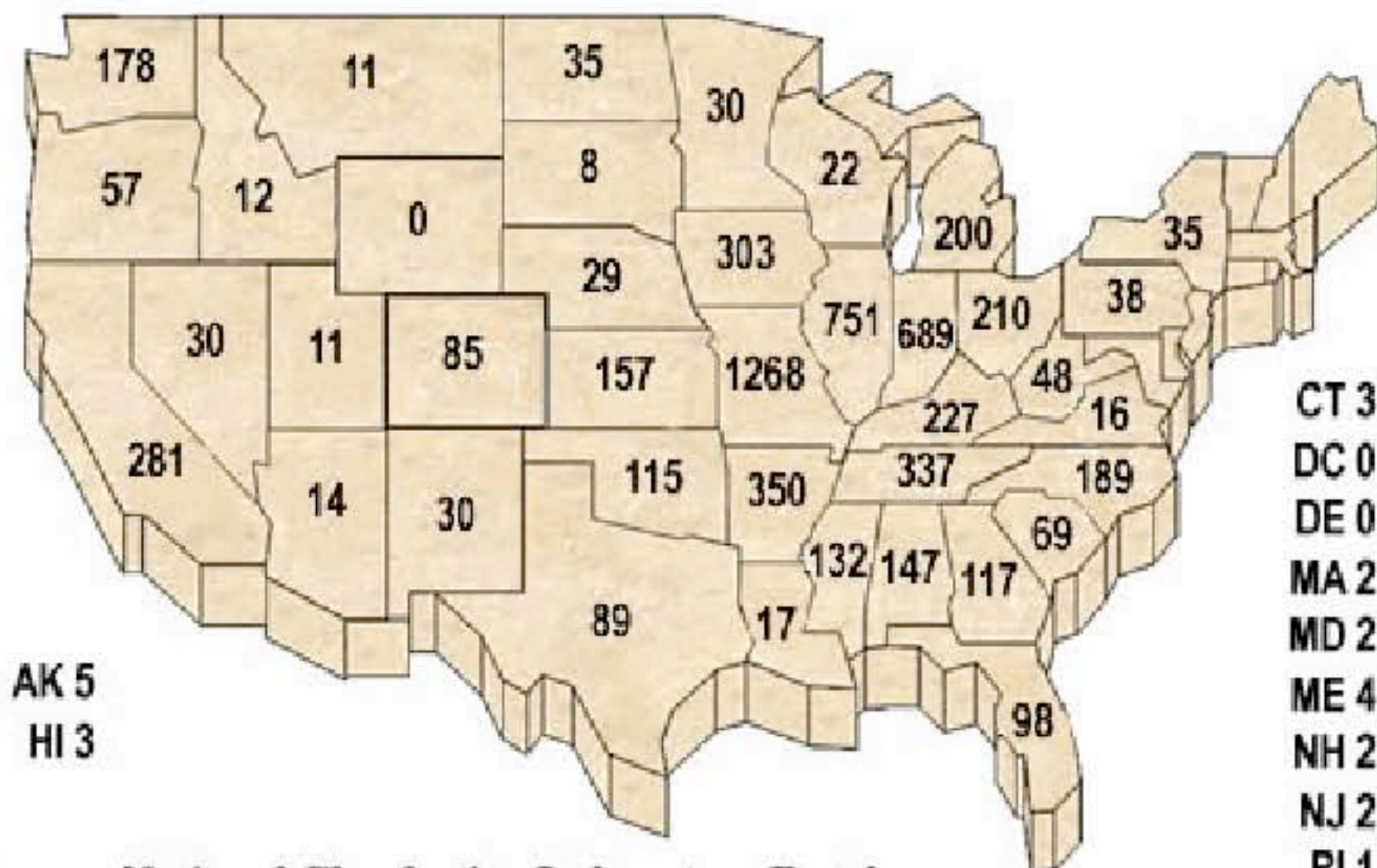
National Meth Use Trends

Meth Lab Trends

Meth Lab Trends

Lab Seizures Nationwide

**Total of All Meth Clandestine Laboratory Incidents
Including Labs, Dumpsites, Chem/Glass/Equipment
Calendar Year 2006**



Source: National Clandestine Laboratory Database

Total: 6,435

Dates: 01/01/2006 - 12/31/2006

Map last updated February 2007

- 1999
- 2000
- 2001
- 2002
- 2003
- 2004
- 2005
- 2006

CT 3
DC 0
DE 0
MA 2
MD 2
ME 4
NH 2
NJ 2
RI 1
VT 0