



Methamphetamine In The Forests:

Safety and Awareness Training



What Should I Do?

Meth Labs And Waste

Suspected Meth User

What Should I Do?

From everything we have seen in this presentation, it is clear that meth is **something to stay away from**. Your first responsibility is to **keep yourself safe**. The best way to do that is to back out of situations that may be connected to meth labs, dumps, or meth use. **Call for help** from the nearest law enforcement officer, note the location, and leave everything alone. Law enforcement and hazmat personnel need to deal with all meth-related incidents.





Methamphetamine In The Forests:



Safety and Awareness Training

What Should I Do?

Meth Labs And Waste

Suspected Meth User

Meth Labs And Waste

Treat all suspected meth waste as hazardous waste. Report locations of suspected meth waste or meth labs to law enforcement. Don't touch anything or turn anything off.

- Notify law enforcement, note locations and don't touch anything
- Treat all suspected meth waste as hazardous waste
- Some specifics
 - Do not remain in the area of a lab or dump site
 - Never handle unknown substances or equipment
 - Do not turn off or on any power sources, such as generators or propane tanks
 - Do not handle any containers that have active chemical reactions
 - Back track out of a suspected site the same way you entered
 - Avoid breathing any fumes
 - Avoid accidental exposure to unknown substances
- Work practices movie clips
 - Avoid Trouble
 - Work Practices





Methamphetamine In The Forests:

Safety and Awareness Training



What Should I Do?

Meth Labs And Waste

Suspected Meth User

Meth Labs And Waste

Treat all suspected meth waste as hazardous waste. Report locations of suspected meth waste or meth labs to law enforcement. Don't touch anything or turn anything off.

- Notify law enforcement, note locations and don't touch anything
- **Treat all suspected meth waste as hazardous waste**
- Some specifics
 - Do not remain in the area of a lab or dump site
 - Never handle unknown substances or equipment
 - Do not turn off or on any power sources, such as generators or propane tanks
 - Do not handle any containers that have active chemical reactions
 - Back track out of a suspected site the same way you entered
 - Avoid breathing any fumes
 - Avoid accidental exposure to unknown substances
- Work practices movie clips
 - Avoid Trouble
 - Work Practices

Report drug lab activities to the district or area supervisory LEO, and the forest Hazmat Coordinator.

Coordinate cleaning through LEO and forest engineers or the OSC/Hazmat Coordinator.





Methamphetamine In The Forests:

Safety and Awareness Training



What Should I Do?

Meth Labs And Waste

Suspected Meth User

Meth Labs And Waste

Treat all suspected meth waste as hazardous waste. Report locations of suspected meth waste or meth labs to law enforcement. Don't touch anything or turn anything off.

- Notify law enforcement, note locations and don't touch anything
- Treat all suspected meth waste as hazardous waste
- Some specifics
 - Do not remain in the area of a lab or dump site
 - Never handle unknown substances or equipment
 - Do not turn off or on any power sources, such as generators or propane tanks
 - Do not handle any containers that have active chemical reactions
 - Back track out of a suspected site the same way you entered
 - Avoid breathing any fumes
 - Avoid accidental exposure to unknown substances
- Work practices movie clips
 - Avoid Trouble
 - Work Practices

The area is toxic and may be watched or the cooks may return.





Methamphetamine In The Forests:

Safety and Awareness Training



What Should I Do?

Meth Labs And Waste

Suspected Meth User

Meth Labs And Waste

Treat all suspected meth waste as hazardous waste. Report locations of suspected meth waste or meth labs to law enforcement. Don't touch anything or turn anything off.

- Notify law enforcement, note locations and don't touch anything
- Treat all suspected meth waste as hazardous waste
- Some specifics
 - Do not remain in the area of a lab or dump site
 - **Never handle unknown substances or equipment**
 - Do not turn off or on any power sources, such as generators or propane tanks
 - Do not handle any containers that have active chemical reactions
 - Back track out of a suspected site the same way you entered
 - Avoid breathing any fumes
 - Avoid accidental exposure to unknown substances
- Work practices movie clips
 - Avoid Trouble
 - Work Practices

Even harmless looking objects might be contaminated with meth residues.





Methamphetamine In The Forests:



Safety and Awareness Training

What Should I Do?

Meth Labs And Waste

Suspected Meth User

Meth Labs And Waste

Treat all suspected meth waste as hazardous waste. Report locations of suspected meth waste or meth labs to law enforcement. Don't touch anything or turn anything off.

- Notify law enforcement, note locations and don't touch anything
- Treat all suspected meth waste as hazardous waste
- Some specifics
 - Do not remain in the area of a lab or dump site
 - Never handle unknown substances or equipment
 - Do not turn off or on any power sources, such as generators or propane tanks
 - Do not handle any containers that have active chemical reactions
 - Back track out of a suspected site the same way you entered
 - Avoid breathing any fumes
 - Avoid accidental exposure to unknown substances
- Work practices movie clips
 - Avoid Trouble
 - Work Practices

Stopping or starting a process can result in an explosion or release of toxic fumes.





Methamphetamine In The Forests:

Safety and Awareness Training



What Should I Do?

Meth Labs And Waste

Suspected Meth User

Meth Labs And Waste

Treat all suspected meth waste as hazardous waste. Report locations of suspected meth waste or meth labs to law enforcement. Don't touch anything or turn anything off.

- Notify law enforcement, note locations and don't touch anything
- Treat all suspected meth waste as hazardous waste
- Some specifics
 - Do not remain in the area of a lab or dump site
 - Never handle unknown substances or equipment
 - Do not turn off or on any power sources, such as generators or propane tanks
 - **Do not handle any containers that have active chemical reactions**
 - Back track out of a suspected site the same way you entered
 - Avoid breathing any fumes
 - Avoid accidental exposure to unknown substances
- Work practices movie clips
 - Avoid Trouble
 - Work Practices

Disturbing a heat source like an open flame can release toxic fumes or cause an explosion.





Methamphetamine In The Forests:



Safety and Awareness Training

What Should I Do?

Meth Labs And Waste

Suspected Meth User

Meth Labs And Waste

Treat all suspected meth waste as hazardous waste. Report locations of suspected meth waste or meth labs to law enforcement. Don't touch anything or turn anything off.

- Notify law enforcement, note locations and don't touch anything
- Treat all suspected meth waste as hazardous waste
- Some specifics
 - Do not remain in the area of a lab or dump site
 - Never handle unknown substances or equipment
 - Do not turn off or on any power sources, such as generators or propane tanks
 - Do not handle any containers that have active chemical reactions
 - Back track out of a suspected site the same way you entered
 - Avoid breathing any fumes
 - Avoid accidental exposure to unknown substances
- Work practices movie clips
 - Avoid Trouble
 - Work Practices

The lab may be booby trapped.
Don't touch anything!





Methamphetamine In The Forests:

Safety and Awareness Training



What Should I Do?

Meth Labs And Waste

Suspected Meth User

Meth Labs And Waste

Treat all suspected meth waste as hazardous waste. Report locations of suspected meth waste or meth labs to law enforcement. Don't touch anything or turn anything off.

- Notify law enforcement, note locations and don't touch anything
- Treat all suspected meth waste as hazardous waste
- Some specifics
 - Do not remain in the area of a lab or dump site
 - Never handle unknown substances or equipment
 - Do not turn off or on any power sources, such as generators or propane tanks
 - Do not handle any containers that have active chemical reactions
 - Back track out of a suspected site the same way you entered
 - Avoid breathing any fumes
 - **Avoid accidental exposure to unknown substances**
- Work practices movie clips
 - Avoid Trouble
 - Work Practices

Wash with soap and water and seek medical attention if necessary.





Methamphetamine In The Forests:



Safety and Awareness Training



[What Should I Do?](#)

[Meth Labs And Waste](#)


[Suspected Meth User](#)

Suspected Meth User

- **Tweakers**

Safety tips for encountering a tweaker:

- **Keep a social distance**
- **Do not shine bright lights at the person**
- **Slow your speech and lower the pitch of your voice**
- **Slow your movements**
- **Keep your hands visible**



1998



2002



Methamphetamine In The Forests:



Safety and Awareness Training

What Should I Do?

Meth Labs And Waste


Suspected Meth User

Suspected Meth User

- **Tweakers**

Safety tips for encountering a tweaker:

- **Keep a social distance** ————— Preferably a 7-10 foot radius. Once a person has been identified as a potential tweaker, law enforcement officers should be called in.
- **Do not shine bright lights at the person**
- **Slow your speech and lower the pitch of your voice**
- **Slow your movements**
- **Keep your hands visible**



1998



2002



Methamphetamine In The Forests:

Safety and Awareness Training



What Should I Do?

Meth Labs And Waste


Suspected Meth User

Suspected Meth User

- **Tweakers**

Safety tips for encountering a tweaker:

- **Keep a social distance**
- **Do not shine bright lights at the person** ——— The tweaker is already paranoid. A bright light can cause the person to run or become violent.
- **Slow your speech and lower the pitch of your voice**
- **Slow your movements**
- **Keep your hands visible**



1998



2002



Methamphetamine In The Forests:

Safety and Awareness Training



What Should I Do?

Meth Labs And Waste

Suspected Meth User

Suspected Meth User

- **Tweakers**

Safety tips for encountering a tweaker:

- **Keep a social distance**
- **Do not shine bright lights at the person**
- **Slow your speech and lower the pitch of your voice**
- **Slow your movements**
- **Keep your hands visible**

A tweaker already hears sounds at a fast pace and in a high pitch, and the side effect of the drug is a constant electrical buzzing sound in the background.



1998



2002



Methamphetamine In The Forests:

Safety and Awareness Training



What Should I Do?

Meth Labs And Waste

Suspected Meth User

Suspected Meth User

- **Tweakers**

Safety tips for encountering a tweaker:

- **Keep a social distance**
- **Do not shine bright lights at the person**
- **Slow your speech and lower the pitch of your voice**
- **Slow your movements**
- **Keep your hands visible**

————— This decreases the odds that the tweaker will misinterpret your physical actions.



1998



2002



Methamphetamine In The Forests:

Safety and Awareness Training



What Should I Do?

Meth Labs And Waste

Suspected Meth User

Suspected Meth User

- **Tweakers**

Safety tips for encountering a tweaker:

- **Keep a social distance**
- **Do not shine bright lights at the person**
- **Slow your speech and lower the pitch of your voice**
- **Slow your movements**
- **Keep your hands visible**

Since the tweakers are already paranoid, if they cannot see your hands they may feel threatened and could become violent.



1998



2002